

1N4001W~1N4007W

/ Descriptions

50V ~ 1000V 1.0A

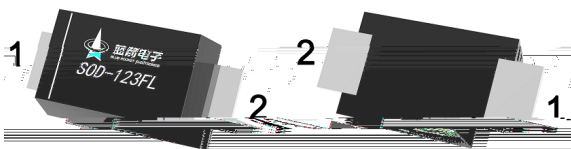
/ Features

/ Applications

/ Equivalent Circuit

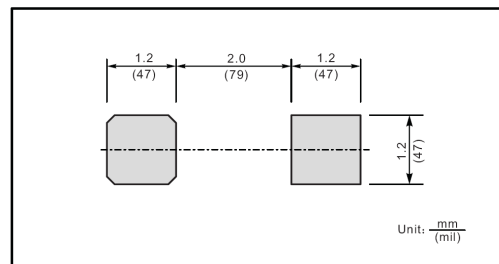


/ Pinning



PIN	DESCRIPTION
1	Cathode
2	Anode

The recommended mounting pad size




/ Marking

/ Absolute Maximum Ratings(Ta=25)

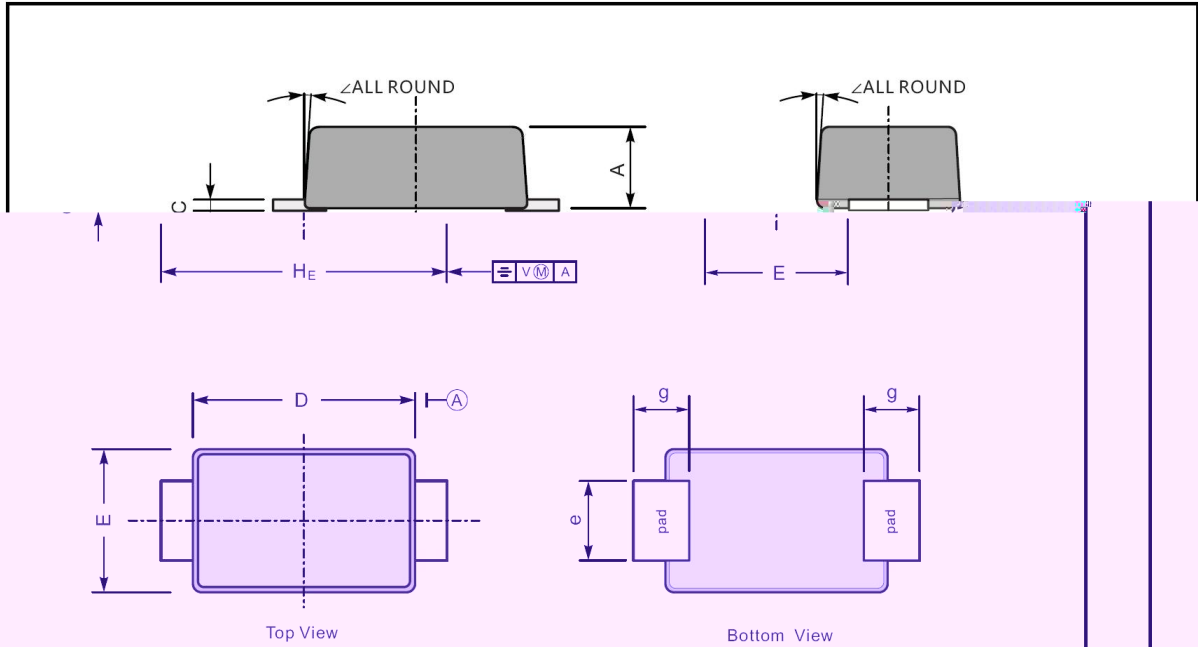
/ Electrical Characteristics(Ta=25)

/ Electrical Characteristic Curve



/ Package Dimensions

SOD-123FL

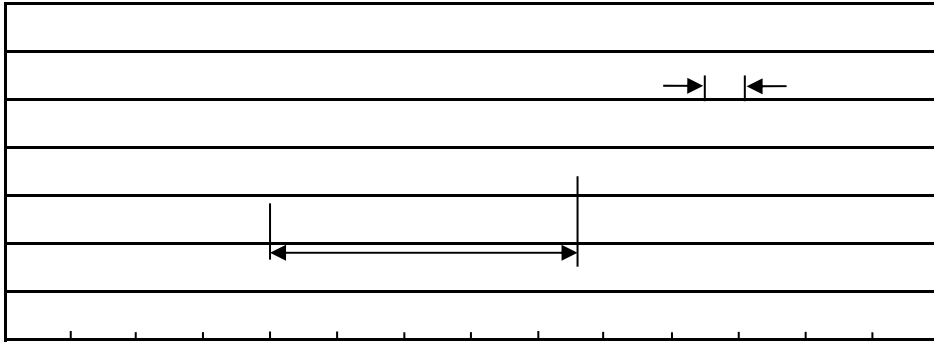


UNIT		A	C	D	E	e	g	H_E	\angle
mm	max	1.1	0.20	2.9	1.9	1.1	0.9	3.8	7°
	min	0.9	0.12	2.6	1.7	0.8	0.7	3.5	
	max	43	7.9	114	75	43	35	150	
mil	min	35	4.7	102	67	31	28	138	

1N4001W~1N4007W

1N4001W~1N4007W

() /



± ± ± ±

/ Resistance to Soldering Heat Test Conditions

± ±

/ Packaging SPEC.

	Units/Reel /	Reels/Inner Box /	Units/Inner Box /	Inner Boxes/Outer Box /	Units/Outer Box /	Reel	Inner Box	Outer Box

/ Notices