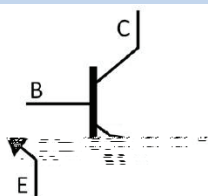


/ Descriptions


/ Features

/ Applications

/ Equivalent Circuit




/ Pinning



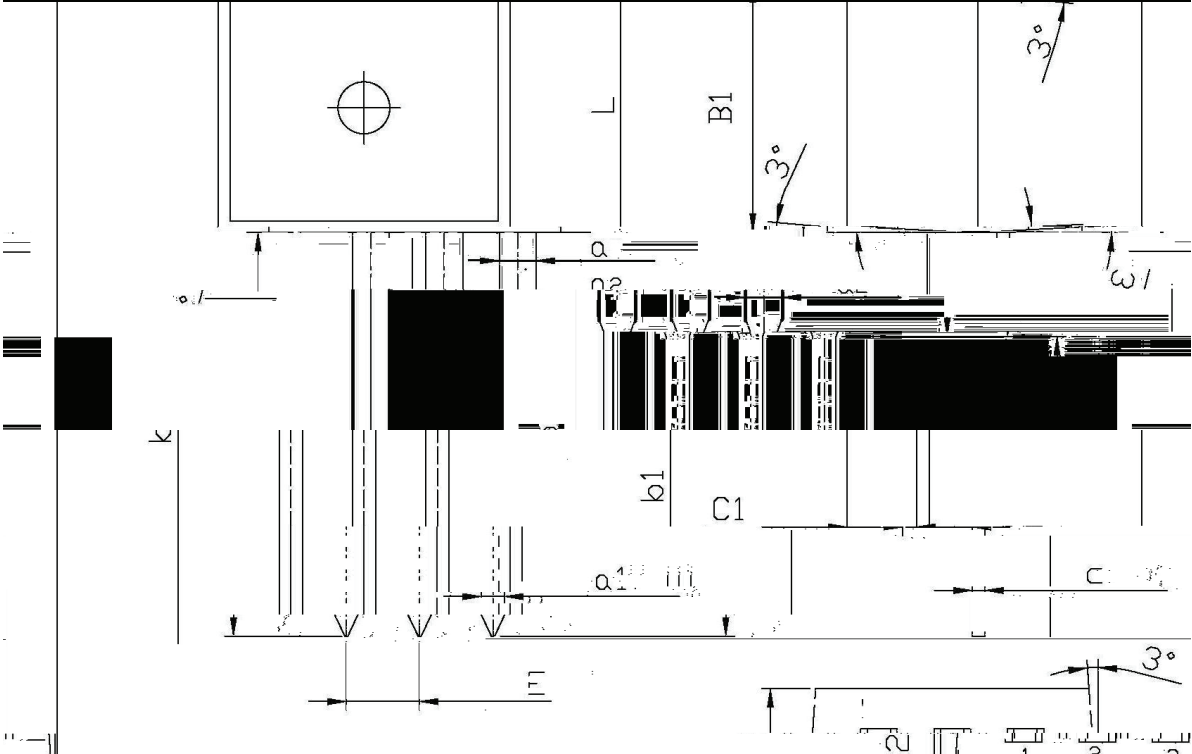
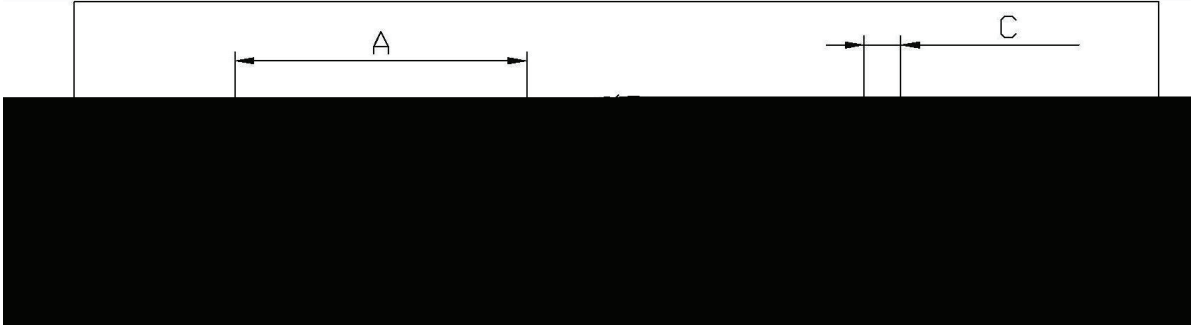
/ h_{FE} Classifications & Marking

/ Electrical Characteristic Curve



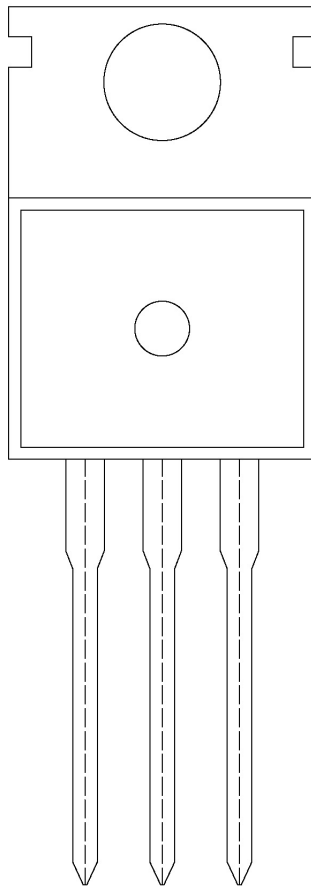
/ Package Dimensions

TO-220 单位: mm

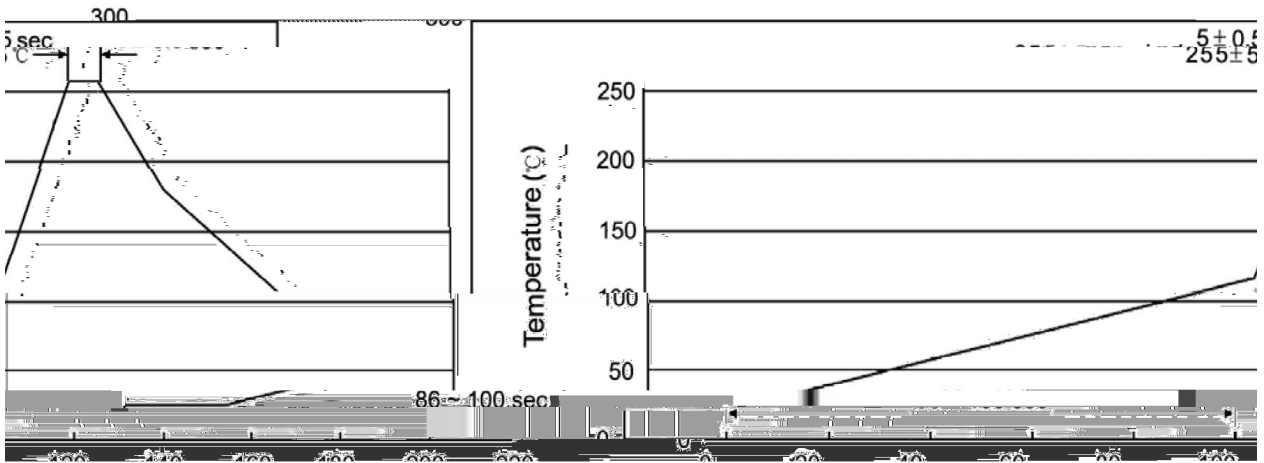


Symbol	Dimensions in millimeters		Symbol	Dimensions in millimeters	
	Min	Max		Min	Max
A	9.8	10.2	C	1.2	1.4
B	3.56	3.64	B1	6.3	6.7
B1	9.0	9.4	C1	12.6	15.7
C1	12.2	12.6	a	0.7	0.9
a	0.17	0.19	b1	0.6	0.7
a1	0.4	0.6	k	0.2	0.2
C	0.4	0.6			
	1.25	1.45			

/ Marking Instructions



() / Temperature Profile for Dip Soldering(Pb-Free)



/ Resistance to Soldering Heat Test Conditions

°C

/ Packaging SPEC.

封装形式	包装数量					包装尺寸 :		
	只袋	袋盒	只盒	盒箱	只箱	袋	盒	箱

封装形式	包装数量					包装尺寸 :		
	只套管	套管盒	只盒	盒箱	只箱	套管	盒	箱

/ Notices