

/ Descriptions

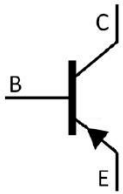
TO-220F PNP

/ Features

, 2SD2395

/ Applications

/ Equivalent Circuit



/ Pinning



/ h_{FE} Classifications & Marking

| | | |
|--|---|---|
| | | |
| | ~ | ~ |

/ Absolute Maximum Ratings(Ta=25)

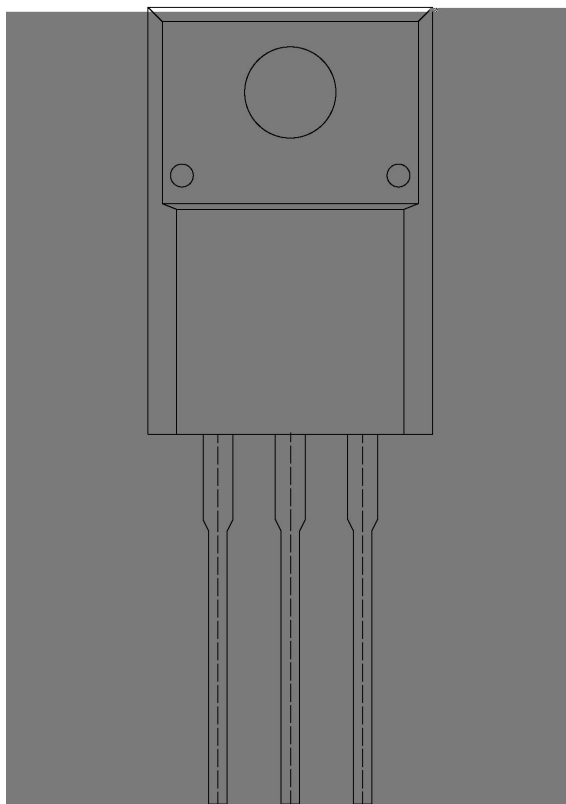
| | | | |
|--|--|---|--|
| | | | |
| | | | |
| | | | |
| | | | |
| | | | |
| | | | |
| | | | |
| | | | |
| | | ~ | |

/ Electrical Characteristics(Ta=25)

| | | | | | | |
|--|--|---|--|--|--|---|
| | | | | | | |
| | | μ | | | | |
| | | | | | | |
| | | μ | | | | |
| | | | | | | μ |
| | | | | | | μ |
| | | | | | | |
| | | | | | | |
| | | | | | | |
| | | | | | | |

2SB1566

/ Marking Instructions



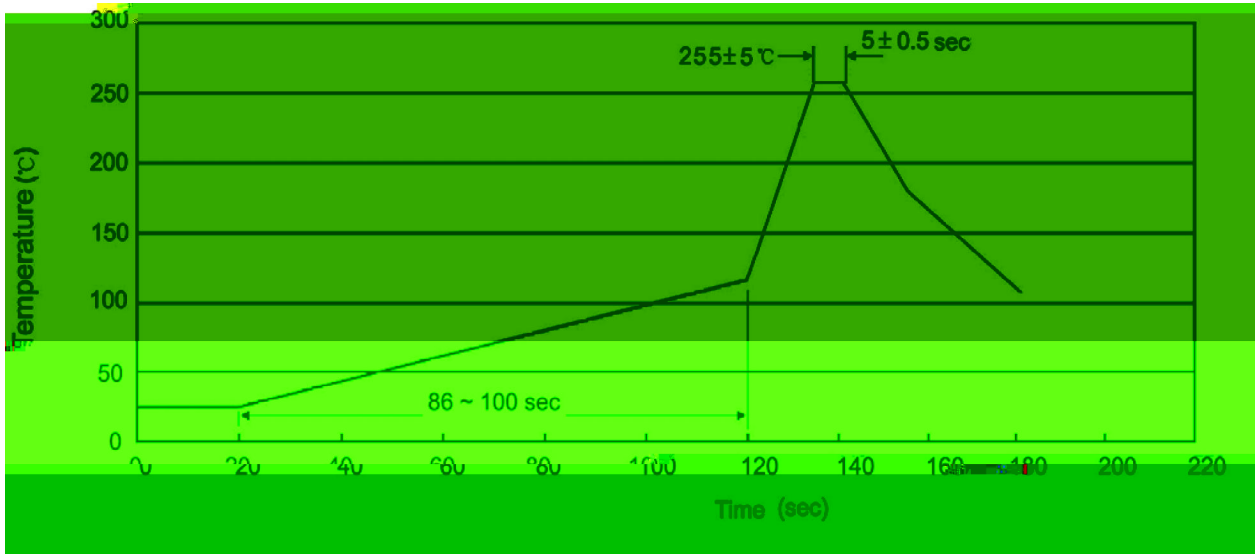
BR

B1566

E:

h_{FE}

() / Temperature Profile for Dip Soldering(Pb-Free)



± ± ± ±

/ Resistance to Soldering Heat Test Conditions

± ±

/ Packaging SPEC.

| | | | | | | | | |
|--|--|--|--|--|--|--|--|--|
| | | | | | | | | |
| | | | | | | | | |

| | | | | | | | | |
|--|--|--|--|--|--|--|--|--|
| | | | | | | | | |
| | | | | | | | | |

/ Notices