

2SC1741AM

/ Descriptions

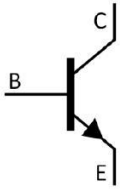
SOT-23 NPN

/ Features

$V_{CE(sat)}$

/ Applications

/ Equivalent Circuit



/ Pinning



/ h_{FE} Classifications & Marking

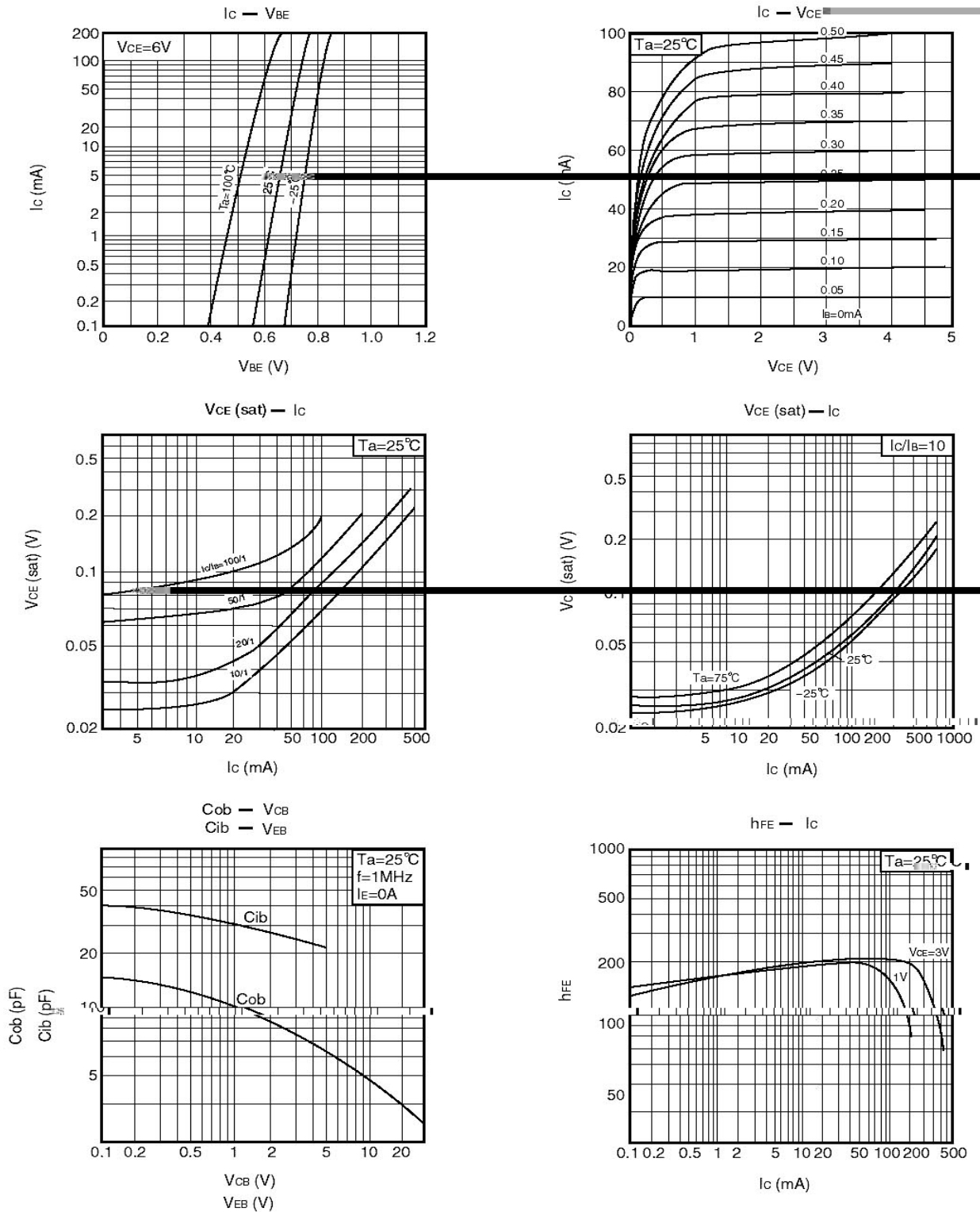
	~	~

/ Absolute Maximum Ratings(Ta=25)

			°C
		~	°C

/ Electrical Characteristics(Ta=25)

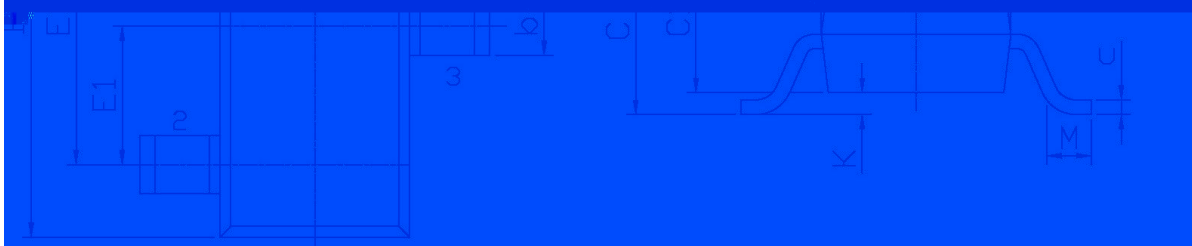
/ Electrical Characteristic Curve



/ Package Dimensions

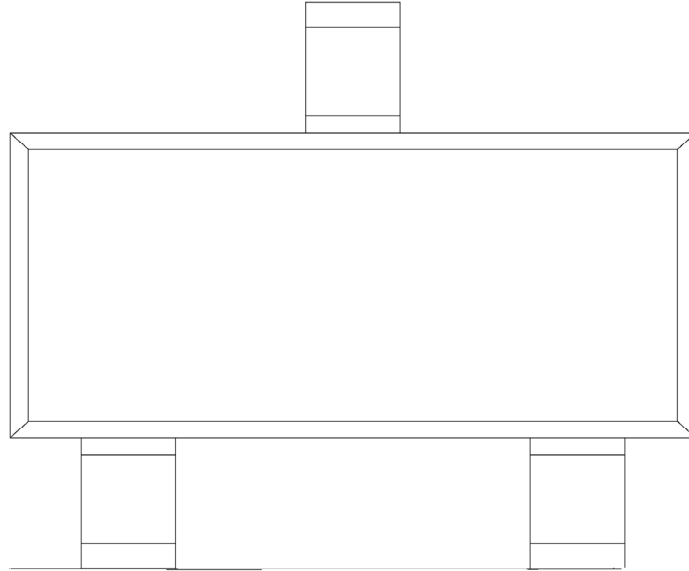
SOT-23

单位 mm



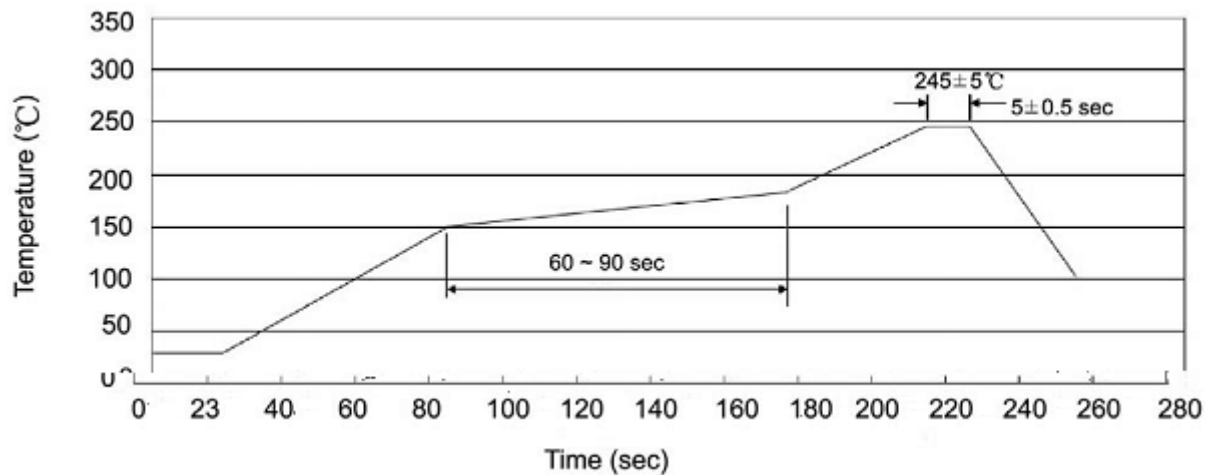
Symbol	Dimensions In Millimeters		Symbol	Dimensions In Millimeters	
	Min	Max		Min	Max
L	2.2	2.7	C	1.30Max	
L1	0.45	0.65	C1	0.90	1.20
A	1.15	1.50	c	0.05	0.20
B	2.70	3.20	K	0	0.10
E	1.70	2.10	M	0.20MIN	
E1	0.85	1.05	P	7°	
b	0.35	0.55			

/ Marking Instructions



H
74
Q h_{FE}

() / Temperature Profile for IR Reflow Soldering(Pb-Free)



± ± ± ±

/ Resistance to Soldering Heat Test Conditions

± ± °C

/ Packaging SPEC.