

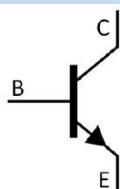
/ Descriptions

SOT-23 NPN

/ Features

/ Applications

/ Equivalent Circuit



/ Pinning



/ h_{FE} Classifications & Marking


/ Absolute Maximum Ratings(Ta=25)

			°C
			°C

/ Electrical Characteristics(Ta=25)

		μ				
		μ				
						μ
						μ

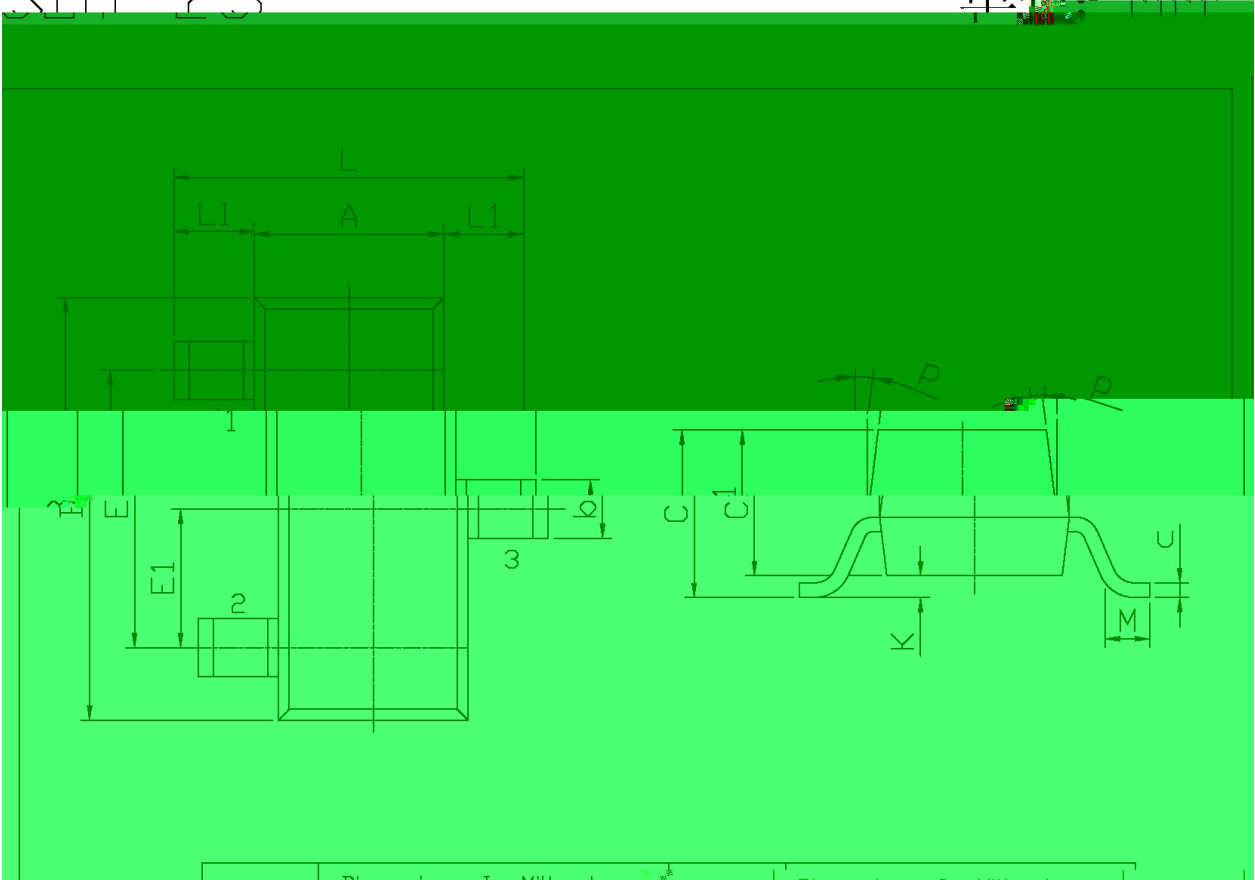
/ Electrical Characteristic Curve



/ Package Dimensions

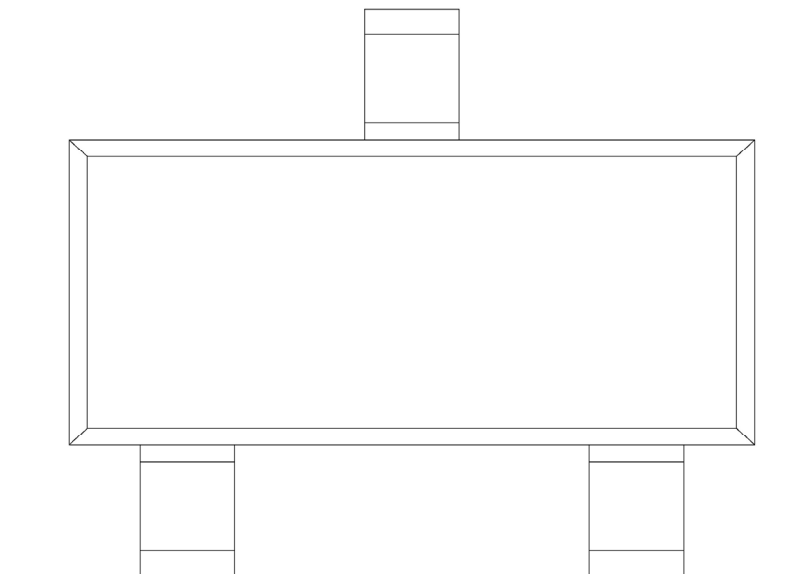
SOT-23

单位: mm



Symbol	Dimensions in Millimeters		Symbol	Dimensions in Millimeters	
	Min	Max		Min	Max
L	2.2	2.7	C	1.30Max	
L1	0.45	0.65	C1	0.90	1.20
A	1.15	1.50	c	0.05	0.20
R	2.70	2.60			

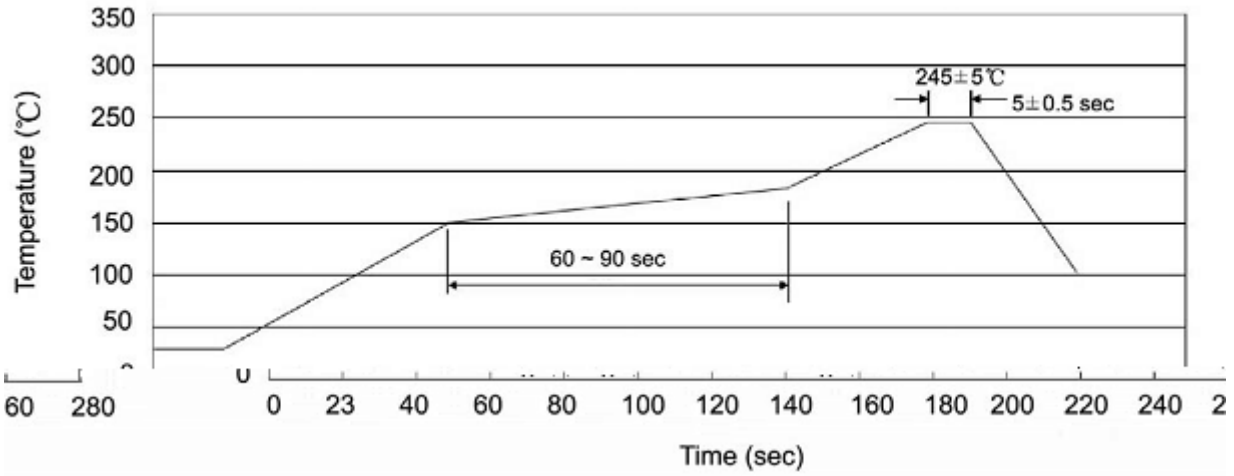
/ Marking Instructions



H
A
N

H
A
N

() / Temperature Profile for IR Reflow Soldering(Pb-Free)



± ± ± ±

/ Resistance to Soldering Heat Test Conditions

± ± ± ±

/ Packaging SPEC.

	Units/Reel	Reels/Inner Box	Units/Inner Box	Inner Boxes/Outer Box	Units/Outer Box	Reel	Inner Box	Outer Box
SOT-23	3,000	10	30,000	6	180,000	7 ×8	180×120×180	390×385×205

/ Notices