

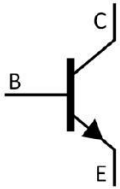
/ Descriptions

TO-126F NPN

/ Features

/ Applications

/ Equivalent Circuit



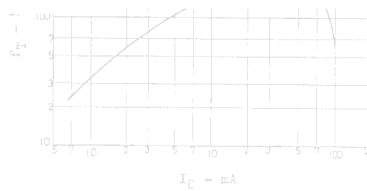
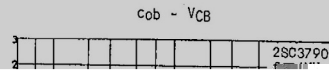
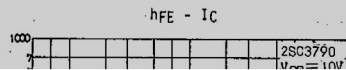
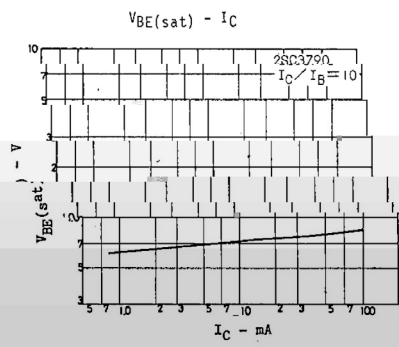
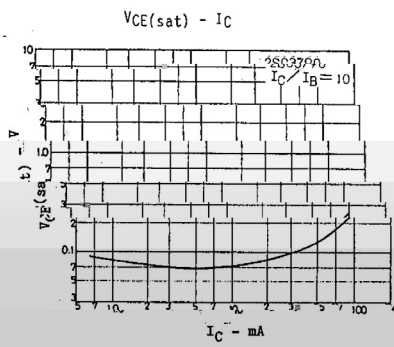
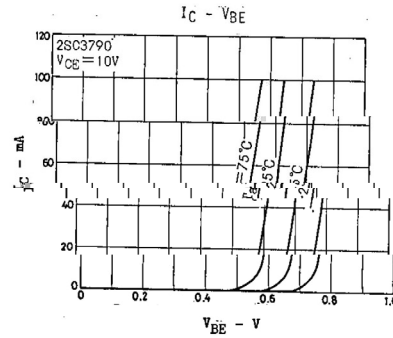
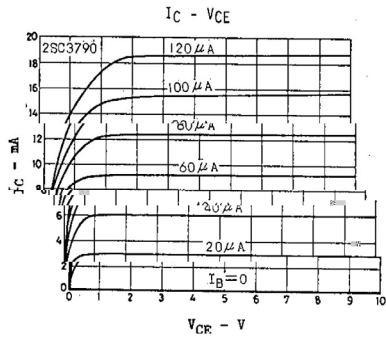
/ Pinning



/ h_{FE} Classifications & Marking

	~	~	~	~

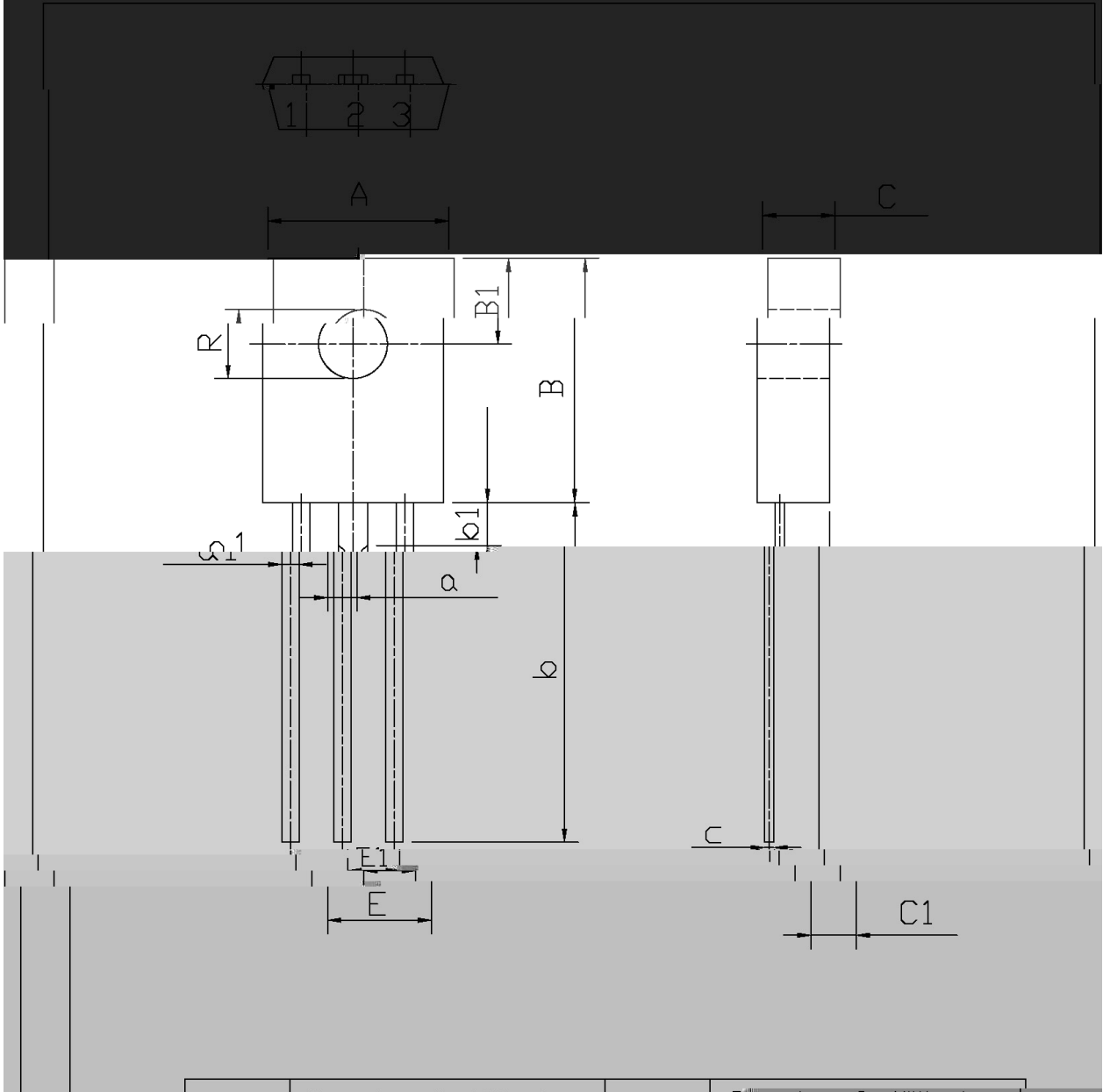
/ Electrical Characteristic Curve



/ Package Dimensions

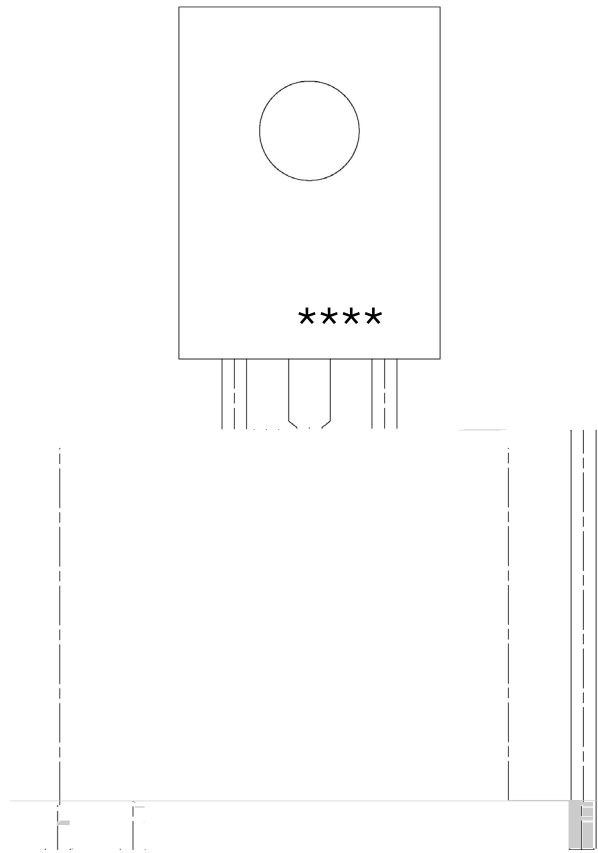
TU-126F

单位: mm



Symbol	Dimensions in millimeters		Symbol	Dimensions in millimeters	
	Min	Max		Min	Max
A	7.8	8.2	a1	0.55	0.85
B	10.8	11.2	E	4.4	4.8
B1	3.8	4.2	C	3.1	3.3
R	2.95	3.15	C1	1.0	2.1

/ Marking Instructions



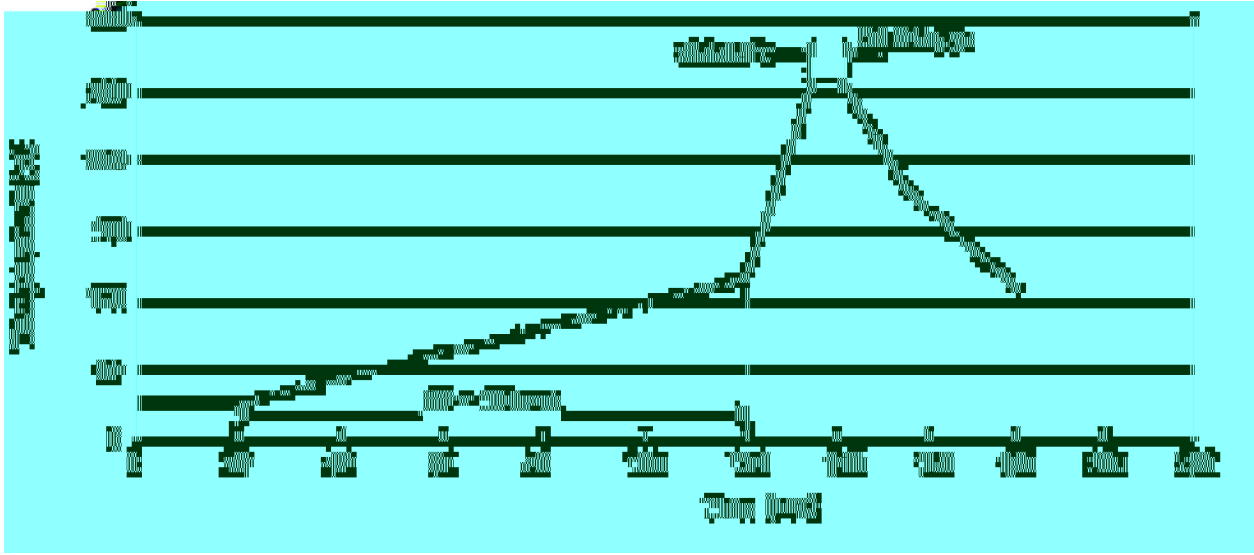
BR

C3790

D:

h_{FE}

() / Temperature Profile for Dip Soldering(Pb-Free)



± ± ± ±

/ Resistance to Soldering Heat Test Conditions

± ±

/ Packaging SPEC.

封装形式	包装数量					包装尺寸 :		
	Units/Tube 只/套管	Tubes/Inner Box 套管/盒	Units/Inner Box 只/盒	Inner Boxes/Outer Box 盒/箱	Units/Outer Box 只/箱	Tube 套管	Inner Box 盒	Outer Box 箱
TO-126/F	500	6	3,000	5	15,000	135×190	237×172×102	560×245×195

封装形式	包装数量					包装尺寸 :		
	Units/Tube 只/套管	Tubes/Inner Box 套管/盒	Units/Inner Box 只/盒	Inner Boxes/Outer Box 盒/箱	Units/Outer Box 只/箱	Tube 套管	Inner Box 盒	Outer Box 箱
TO-126/F	65	26	1,690	5	8,450	532×31×5.6	555×164×50	575×290×180