

# 2SC4517

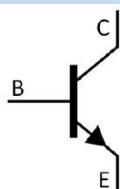
## / Descriptions

TO-220      NPN


## / Features

## / Applications

## / Equivalent Circuit



## / Pinning



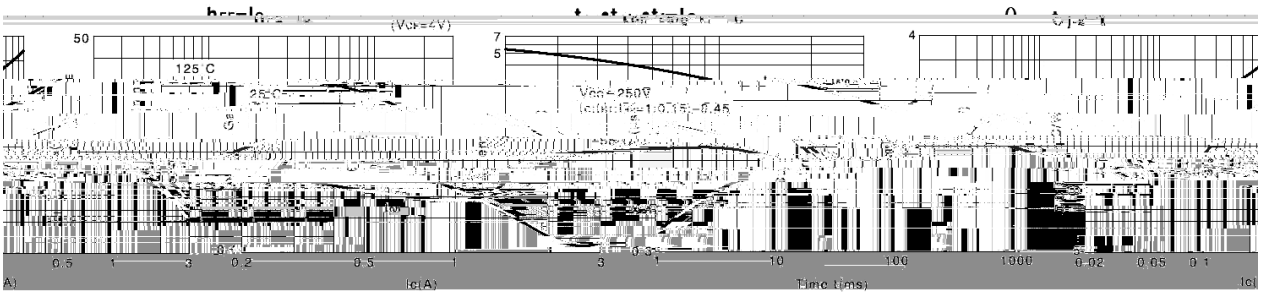
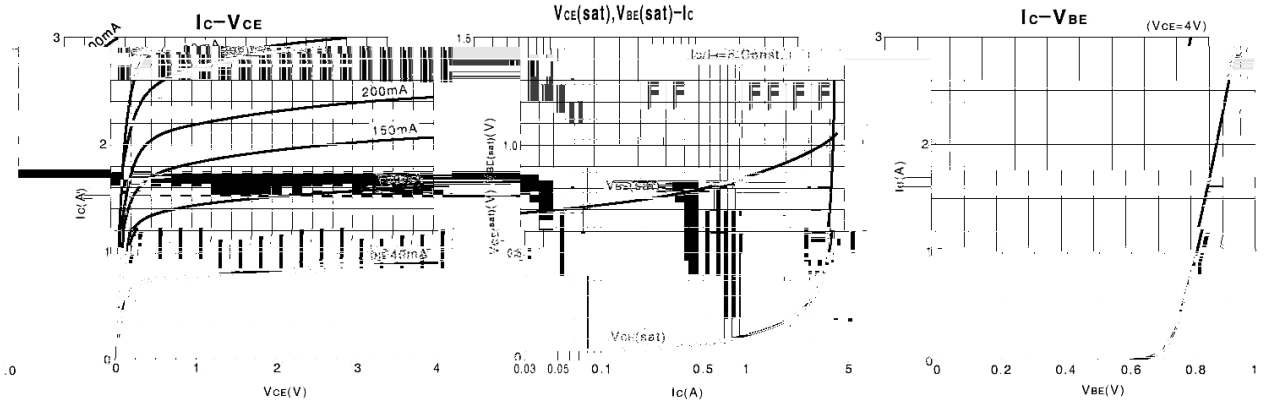
## / $h_{FE}$ Classifications & Marking

/ Absolute Maximum Ratings(Ta=25 )

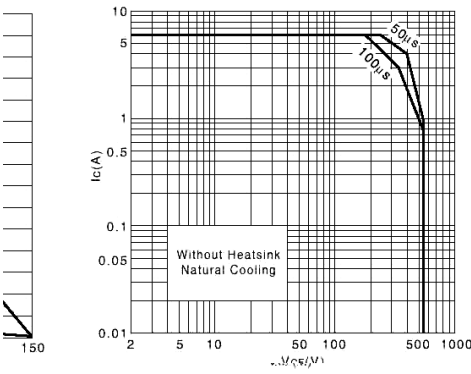
		~	

)

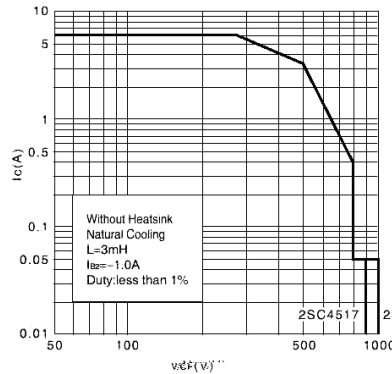

/ Electrical Characteristic Curve



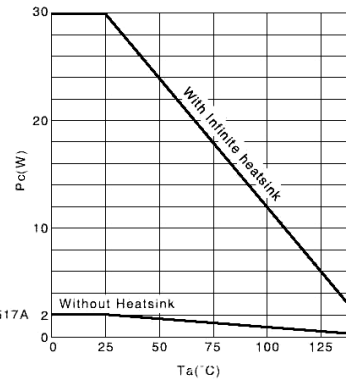
Safe Operating Area (Single Pulse)



Reverse Bias Safe Operating Area

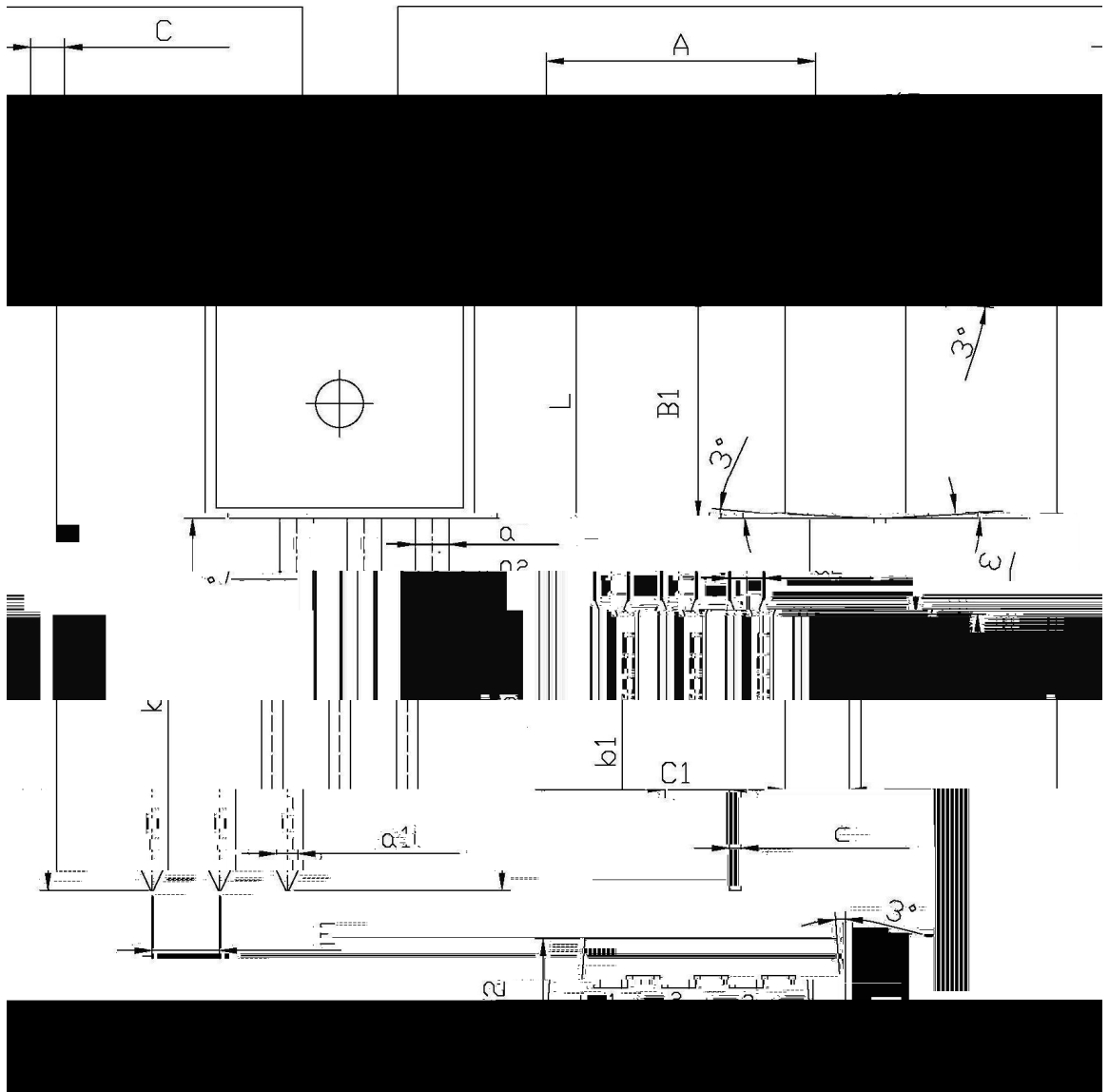


Pc-Ta



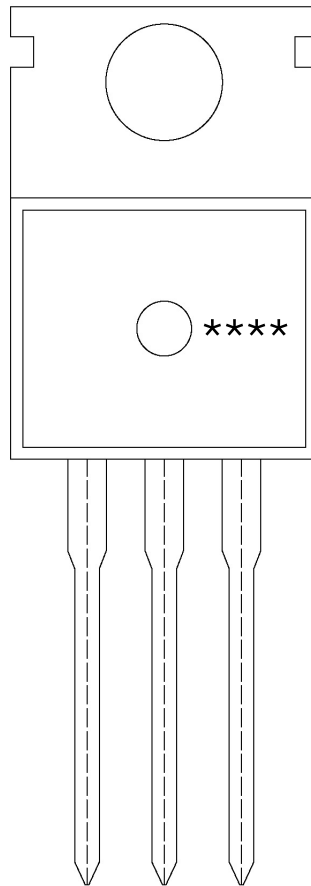
/ Package Dimensions

单位: mm TO-220 单



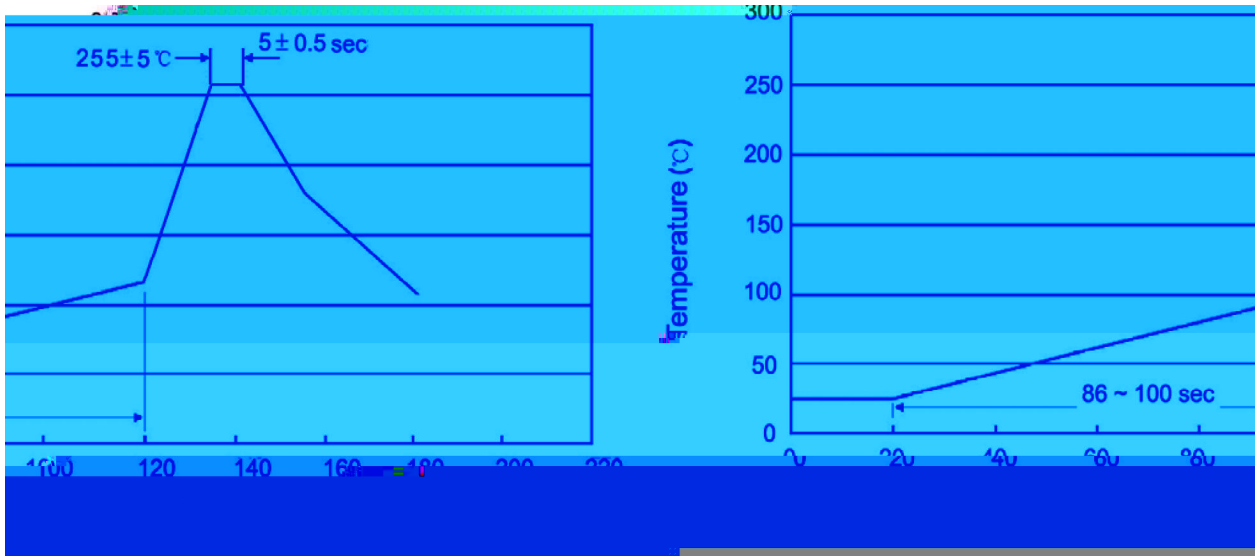
Symbol	Dimensions in Millimeters		Symbol	Dimensions in Millimeters	
	Min	Max		Min	Max
A	9.8	10.2	C	1.2	1.4
R	3.56	3.64	B	6.3	6.7
B1	9.0	9.4			
C1	0.4	0.6			
	1.22	1.32			
	1.25	1.45			
					0.2

/ Marking Instructions



BR  
C4517  
\*\*\*\*\*

( ) / Temperature Profile for Dip Soldering(Pb-Free)



± ± ± ±

/ Resistance to Soldering Heat Test Conditions

± ±

/ Packaging SPEC.

封装形式	包装数量					包装尺寸 :		
	Units/Bag 只/袋	Bags/Inner Box 袋/盒	Units/Inner Box 只/盒	Inner Boxes/Outer Box 盒/箱	Units/Outer Box 只/箱	Bag 袋	Inner Box 盒	Outer Box 箱
TO-220/F	200	10	2,000	5	10,000	135×190	237×172×102	560×245×195

封装形式	包装数量					包装尺寸 :		
	Units/Tube 只/套管	Tubes/Inner Box 套管/盒	Units/Inner Box 只/盒	Inner Boxes/Outer Box 盒/箱	Units/Outer Box 只/箱	Tube 套管	Inner Box 盒	Outer Box 箱
TO-220/F	50	20	1,000	5	5,000	532×31.4×5.5	555×164×50	575×290×180

/ Notices