
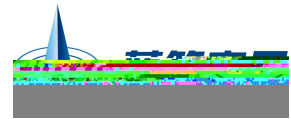


2SD1815

2SD1815



DATA SHEET



/ Electrical Characteristic Curve

Fig. 1 - Static Characteristics

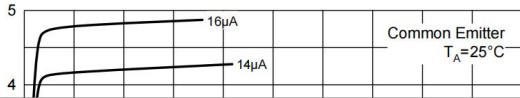


Fig. 2 - DC Current Gain Characteristics

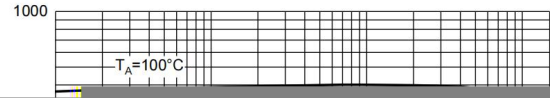


Fig. 3 - Collector-Emitter Saturation



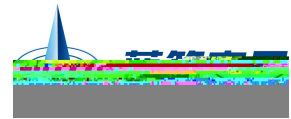


Fig. 5 - Base-Emitter Voltage Characteristics

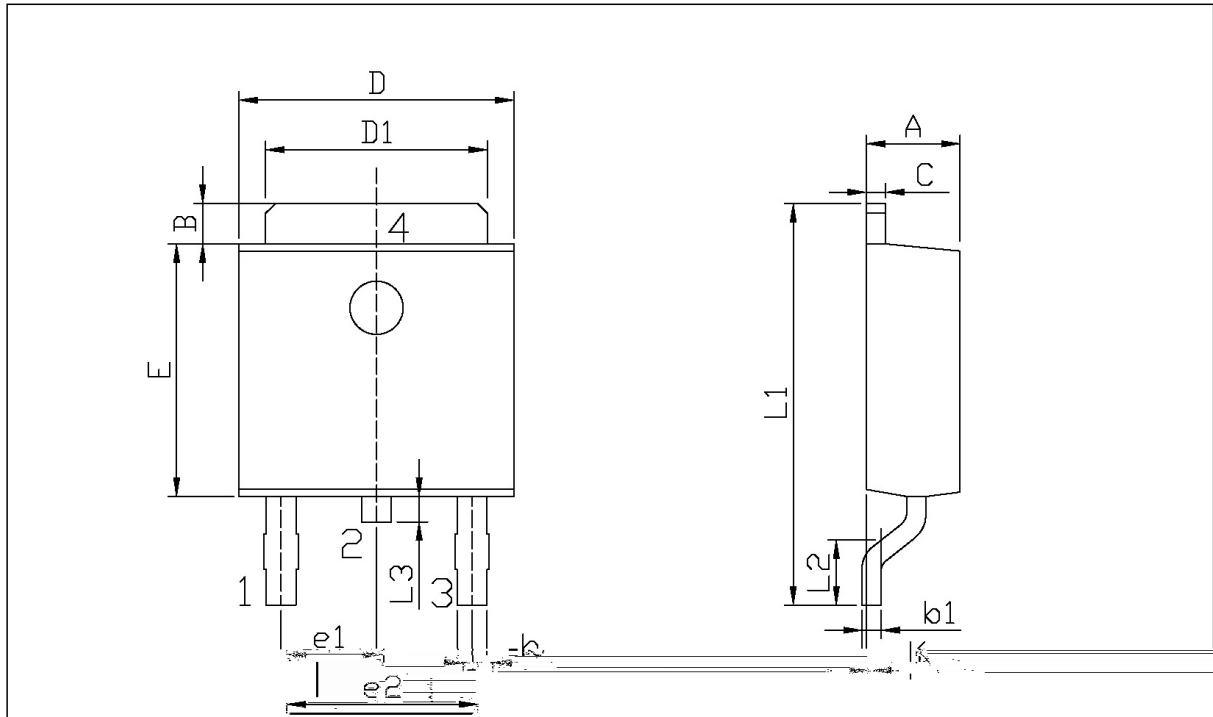


Fig. 6 - Collector Power Derating Curve





/ Package Dimensions

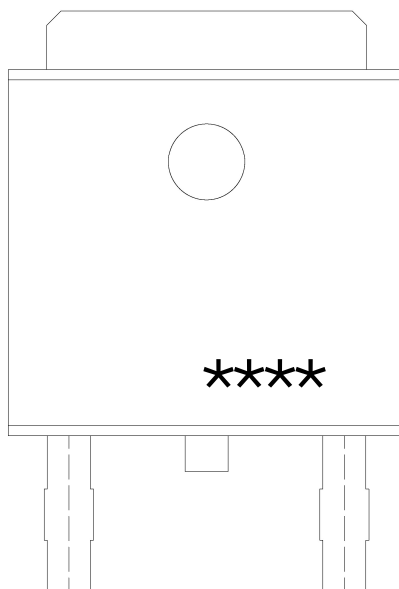


单位: mm

Symbol	Max	Min	Symbol	Max	Min
A	2.25	2.40	L1	8.95	6.25
B	0.95	1.25	e1	2.24	2.34
b	0.50	0.90	e2	4.43	4.73
b1	0.45	0.55	L2	9.45	9.95
C	0.45	0.55	L3	1.25	1.75
D	6.45	6.75	K	0.00	0.10
D1	5.10	5.50			

TO-252

/ Marking Instructions



说明：

： 为公司代码

D1815： 为型号代码

R： 为 分档代码

****： 为生产批号代码，随生产批号变化

