

/ Descriptions

Silicon NPN transistor in a TO-252 Plastic Package.

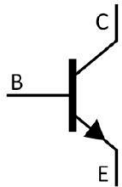
/ Features

Low saturation voltage, excellent h_{FE} linearity and high h_{FE} .


/ Applications

Output stage of 3 watts audio amplifier, voltage regulator, DC-DC converter and relay driver.

/ Equivalent Circuit



/ Pinning



PIN1 Base PIN 2,4 Collector PIN 3 Emitter

/ h_{FE} Classifications & Marking

h_{FE} Classifications Symbol	R	Q	P	E
h_{FE} Range	60 120	100 200	160 320	200 400

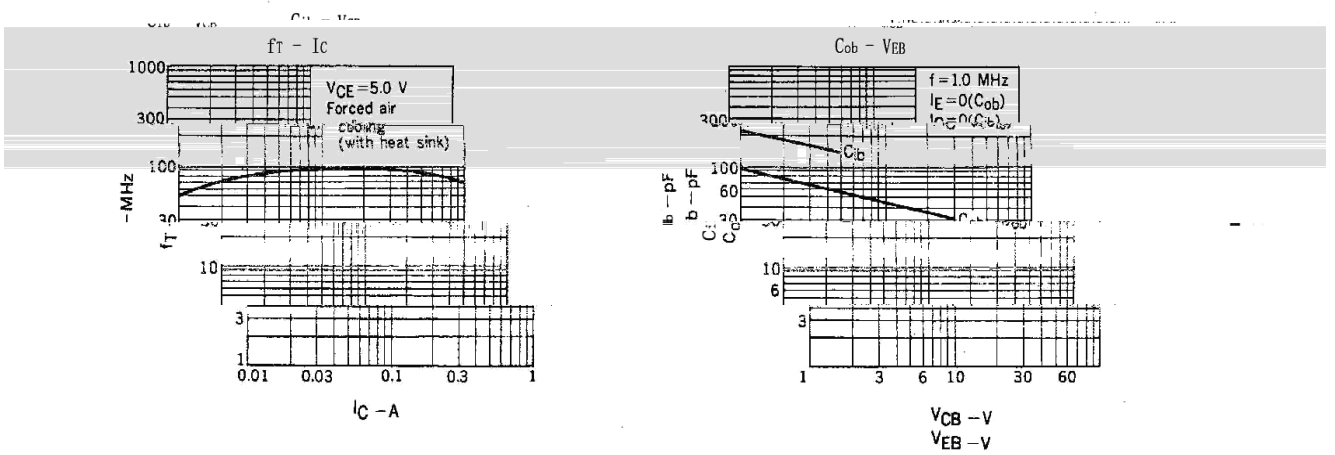
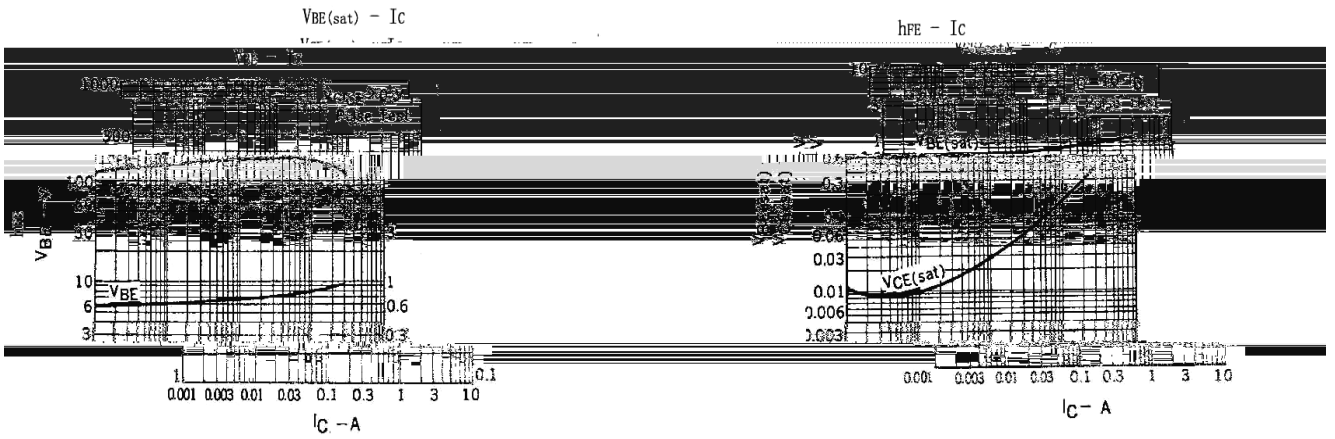
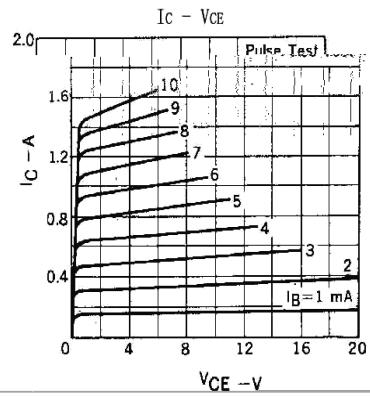
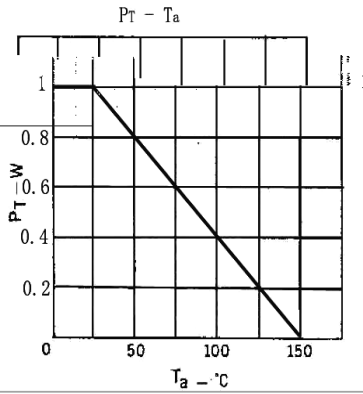
/ Absolute Maximum Ratings(Ta=25)

Parameter	Symbol	Rating	Unit
Collector to Base Voltage	V_{CBO}	40	V
Collector to Emitter Voltage	V_{CEO}	30	V
Emitter to Base Voltage	V_{EBO}	5.0	V
Collector Current - Continuous	I_C	3.0	A
Collector Power Dissipation	P_C	1.0	W
	$P_{C(Tc=25)}$	10	W
Junction Temperature	T_j	150	
Storage Temperature Range	T_{stg}	-55 150	

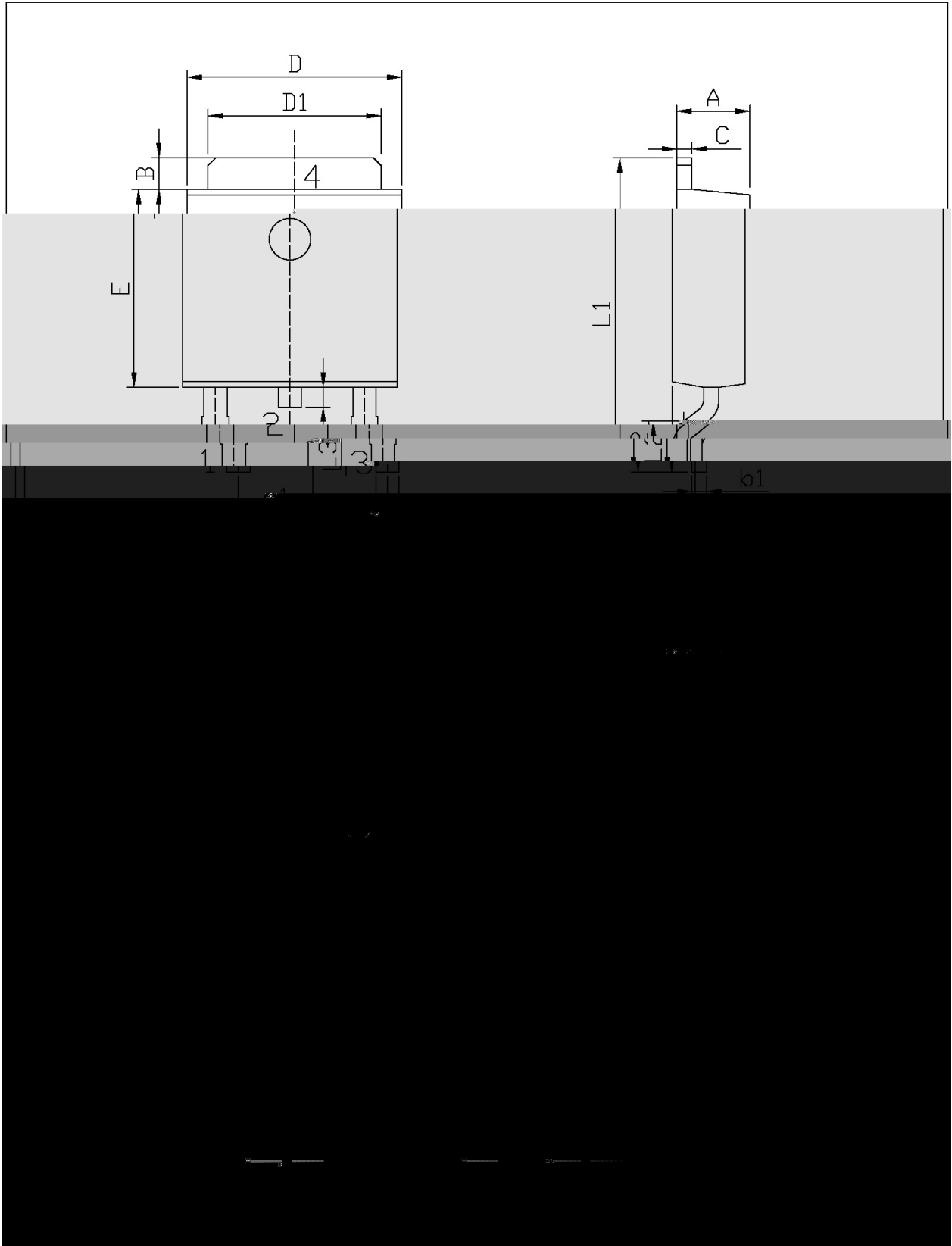
/ Electrical Characteristics(Ta=25)

Parameter	Symbol	Test Conditions	Min	Typ	Max	Unit
Collector Cut-Off Current	I_{CBO}	$V_{CB}=30V$ $I_E=0$			1.0	A
Emitter Cut-Off Current	I_{EBO}	$V_{EB}=3.0V$ $I_C=0$			1.0	A
DC Current Gain	$h_{FE(1)}$	$V_{CE}=2.0V$ $I_C=1.0A$	60	160	400	
	$h_{FE(2)}$	$V_{CE}=2.0V$ $I_C=20mA$	30	150		
Collector to Emitter Saturation Voltage	$V_{CE(sat)}$	$I_C=2.0A$ $I_B=0.2A$		0.3	0.5	V
Base to Emitter Saturation Voltage	$V_{BE(sat)}$	$I_C=2.0A$ $I_B=0.2A$		1.0	2.0	V
Transition Frequency	f_T	$V_{CE}=5.0V$ $I_C=0.1A$		90		MHz
Collector output capacitance	C_{ob}	$V_{CB}=10V$ $f=1.0MHz$ $I_E=0$		45		pF

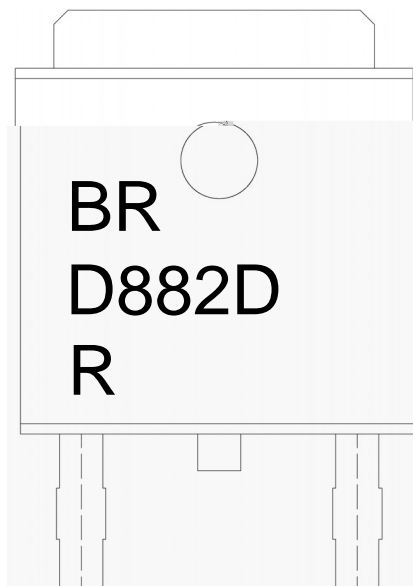
/ Electrical Characteristic Curve



/ Package Dimensions



/ Marking Instructions



Note:

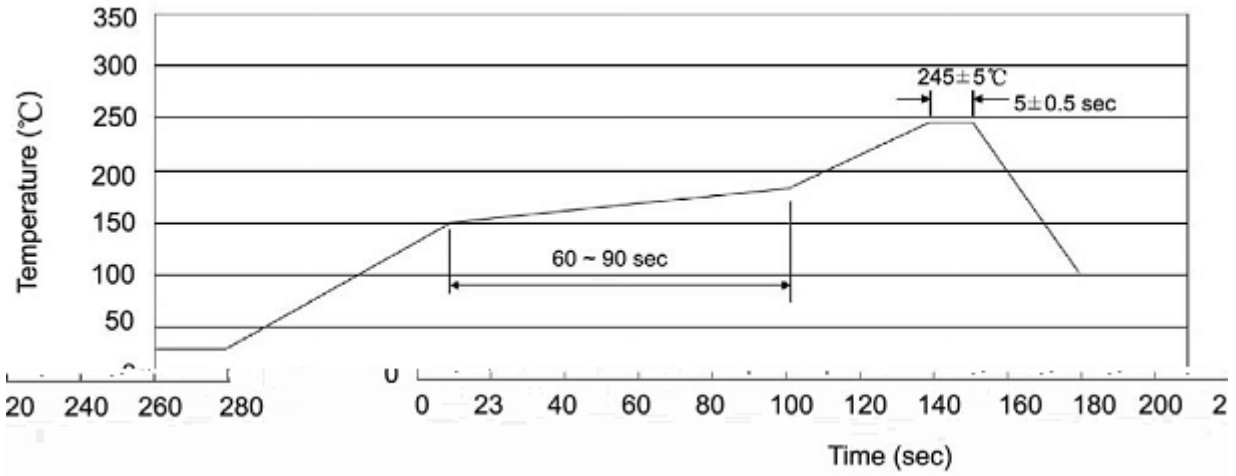
BR: Company Code

D882D: Product Type.

R: h_{FE} Classifications Symbol

****: Lot No. Code, code change with Lot No.

() /



Note:

- | | | | | | |
|---|-----|-----|----|----------|---|
| 1 | 25 | 150 | 60 | 90sec; | 1.Preheating:25~150 , Time:60~90sec. |
| 2 | 245 | 5 | 5 | 0.5sec; | 2.Peak Temp.:245 5 , Duration:5 0.5sec. |
| 3 | | | 2 | 10 /sec. | 3. Cooling Speed: 2~10 /sec. |

/ Resistance to Soldering Heat Test Conditions

260 5 10 1 sec. Temp.:260±5 Time:10±1 sec

/ Packaging SPEC.

/ REEL

Package Type 封装形式	Units 包装数量					Dimension 包装尺寸 (unit: mm ³)		
	只 卷盘	卷盘 盒	只 盒	盒 箱	只 箱	盒	箱	

/ TUBE

Package Type 封装形式	Units 包装数量					Dimension 包装尺寸 (unit: mm ³)		
	只 套管	套管 盒	只 盒	盒 箱	只 箱	套管	盒	箱

/ Notices