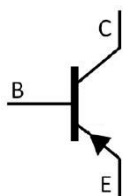


/ Descriptions

/ Features

/ Applications

/ Equivalent Circuit



/ Pinning

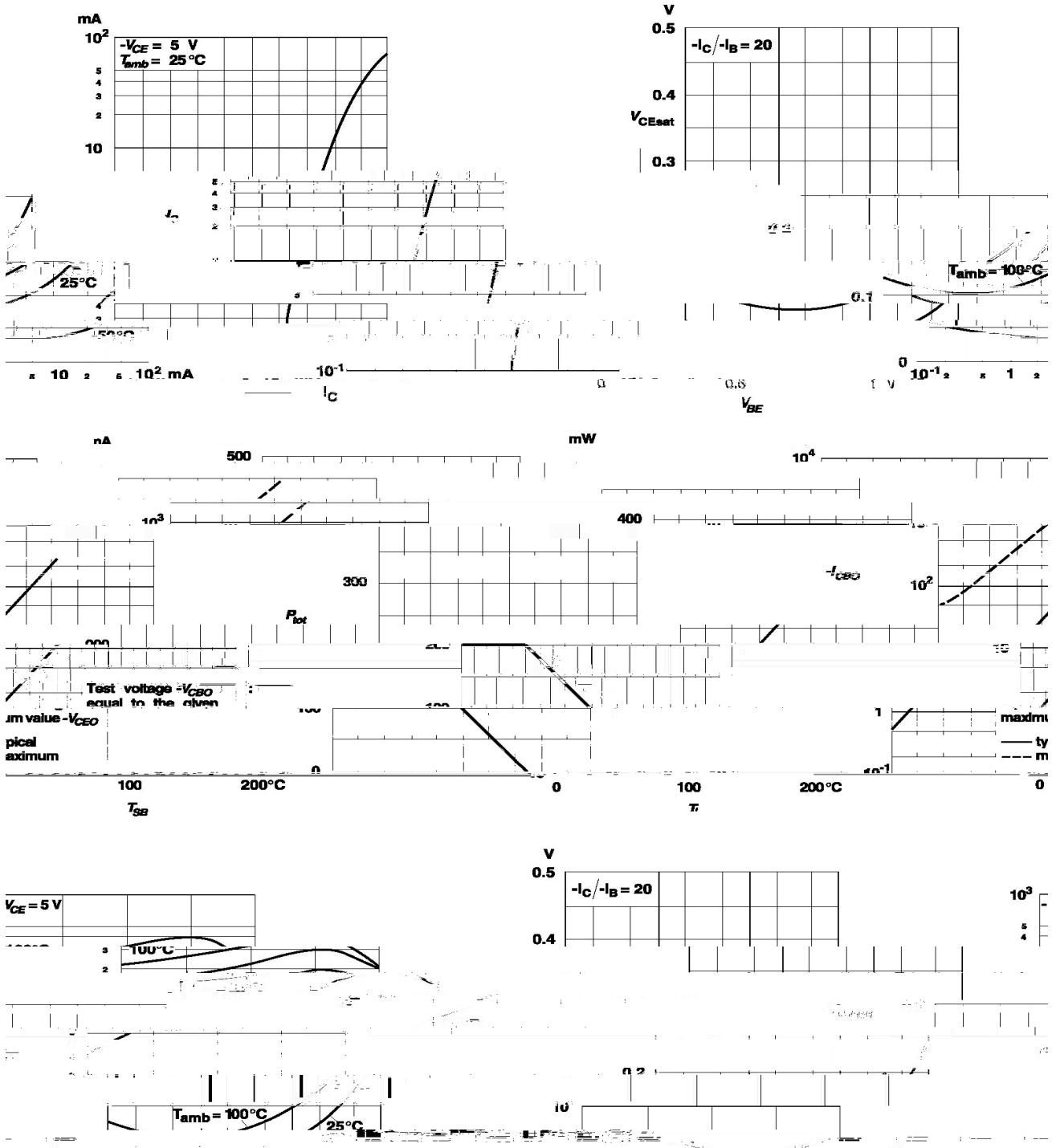


/ Marking

|  |  |  |
|--|--|--|
|  |  |  |
|  |  |  |
|  |  |  |



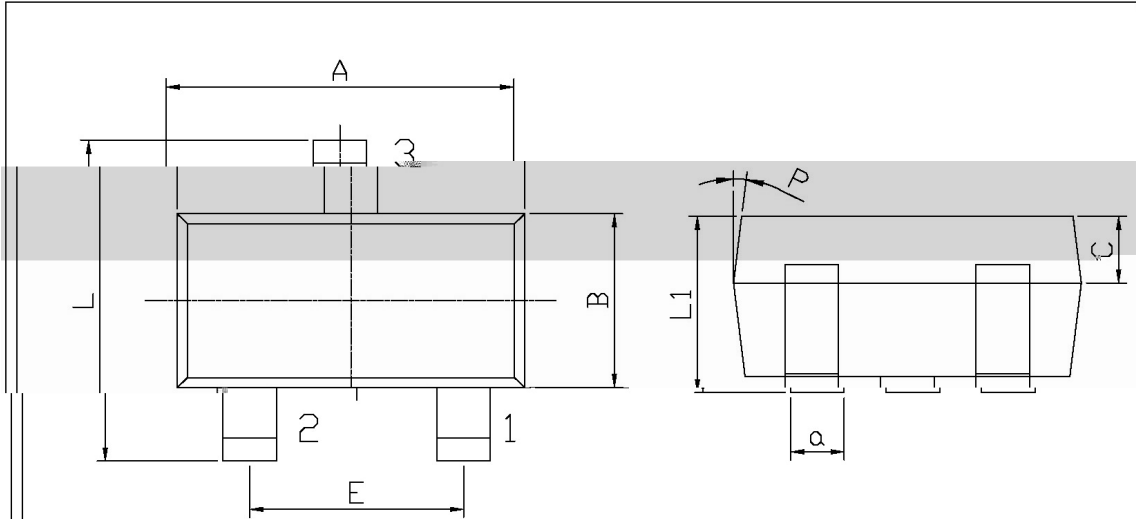
/ Electrical Characteristic Curve



/ Package Dimensions

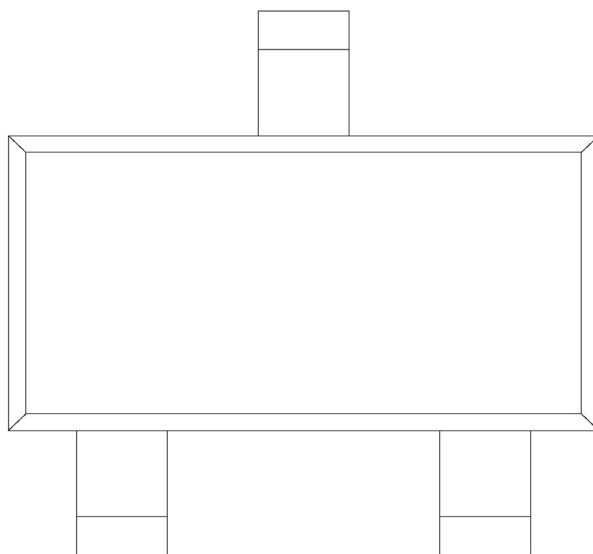
SOT-323

单位; mm

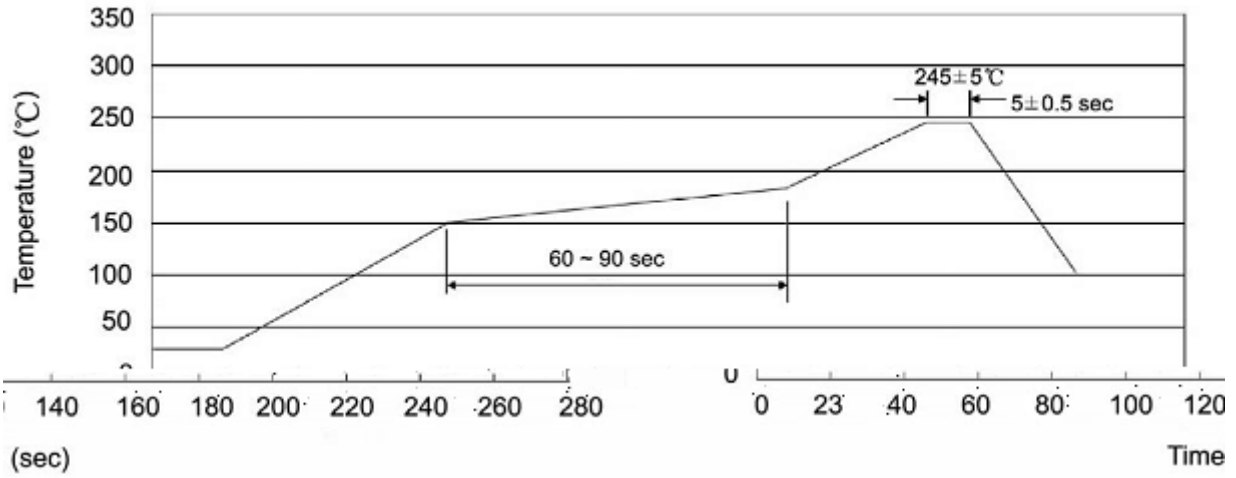


| Symbol | Dimensions In Millimeters |      | Symbol | Dimensions In Millimeters |      |
|--------|---------------------------|------|--------|---------------------------|------|
|        | Min                       | Max  |        | Min                       | Max  |
| A      | 1.95                      | 2.25 | C      | 0.30                      | 0.50 |
| L      | 2.00                      | 2.2  | L1     | 0.85                      | 1.15 |
| E      | 1.20                      | 1.40 | a      | 0.20                      | 0.40 |
| B      | 1.15                      | 1.35 | p      | 7°                        |      |

/ Marking Instructions



( ) / Temperature Profile for IR Reflow Soldering(Pb-Free)



/ Resistance to Soldering Heat Test Conditions

/ Packaging SPEC.

|         | Units/Reel | Reels/Inner Box | Units/Inner Box | Inner Boxes/Outer Box | Units/Outer Box | Reel | Inner Box   | Outer Box   |
|---------|------------|-----------------|-----------------|-----------------------|-----------------|------|-------------|-------------|
| SOT-323 | 3,000      | 10              | 30,000          | 6                     | 180,000         | 7 ×8 | 180×120×180 | 390×385×205 |

/ Notices