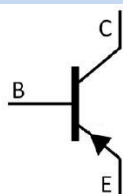


/ Descriptions

/ Features

/ Applications

/ Equivalent Circuit



/ Pinning



/ h_{FE} Classifications & Marking

| | | | |
|--|--|--|--|
| | | | |
| | | | |

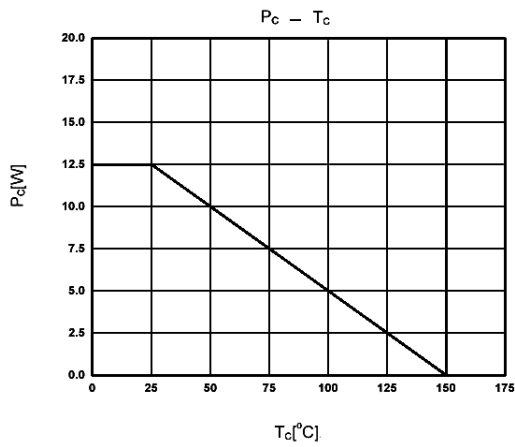
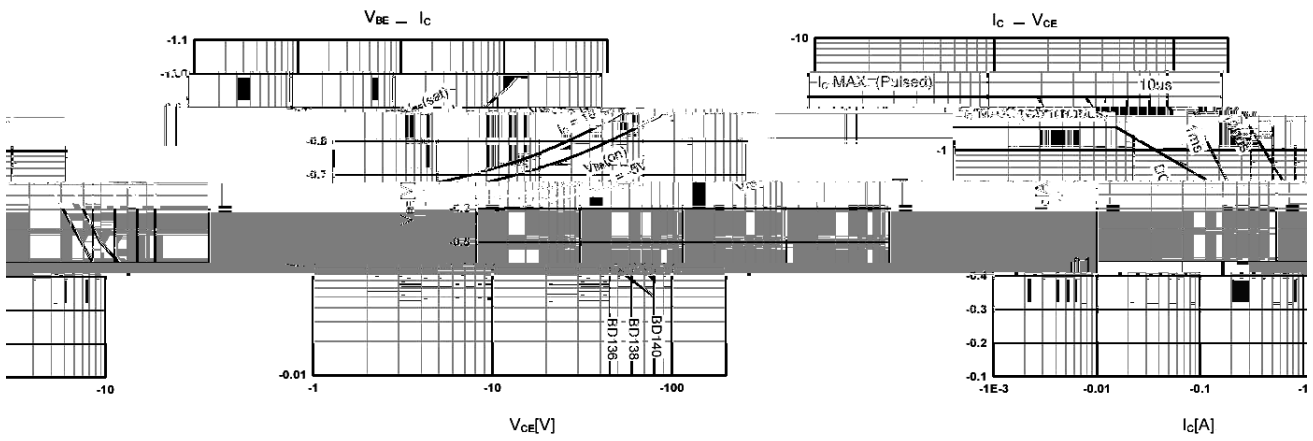
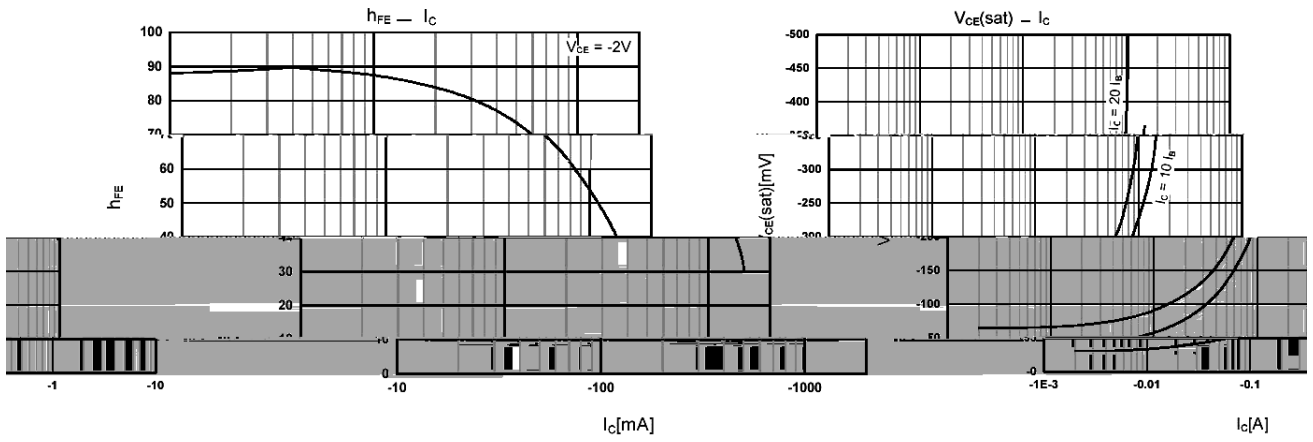
/ Absolute Maximum Ratings(Ta=25)

| | | | |
|--|--|----|----|
| | | | |
| | | | |
| | | | |
| | | | |
| | | | |
| | | | |
| | | | |
| | | | |
| | | | |
| | | °C | |
| | | | °C |
| | | | °C |

/ Electrical Characteristics(Ta=25)

| | | | | | | |
|--|--|--|--|--|--|---|
| | | | | | | |
| | | | | | | |
| | | | | | | μ |
| | | | | | | μ |
| | | | | | | |
| | | | | | | |
| | | | | | | |
| | | | | | | |
| | | | | | | |

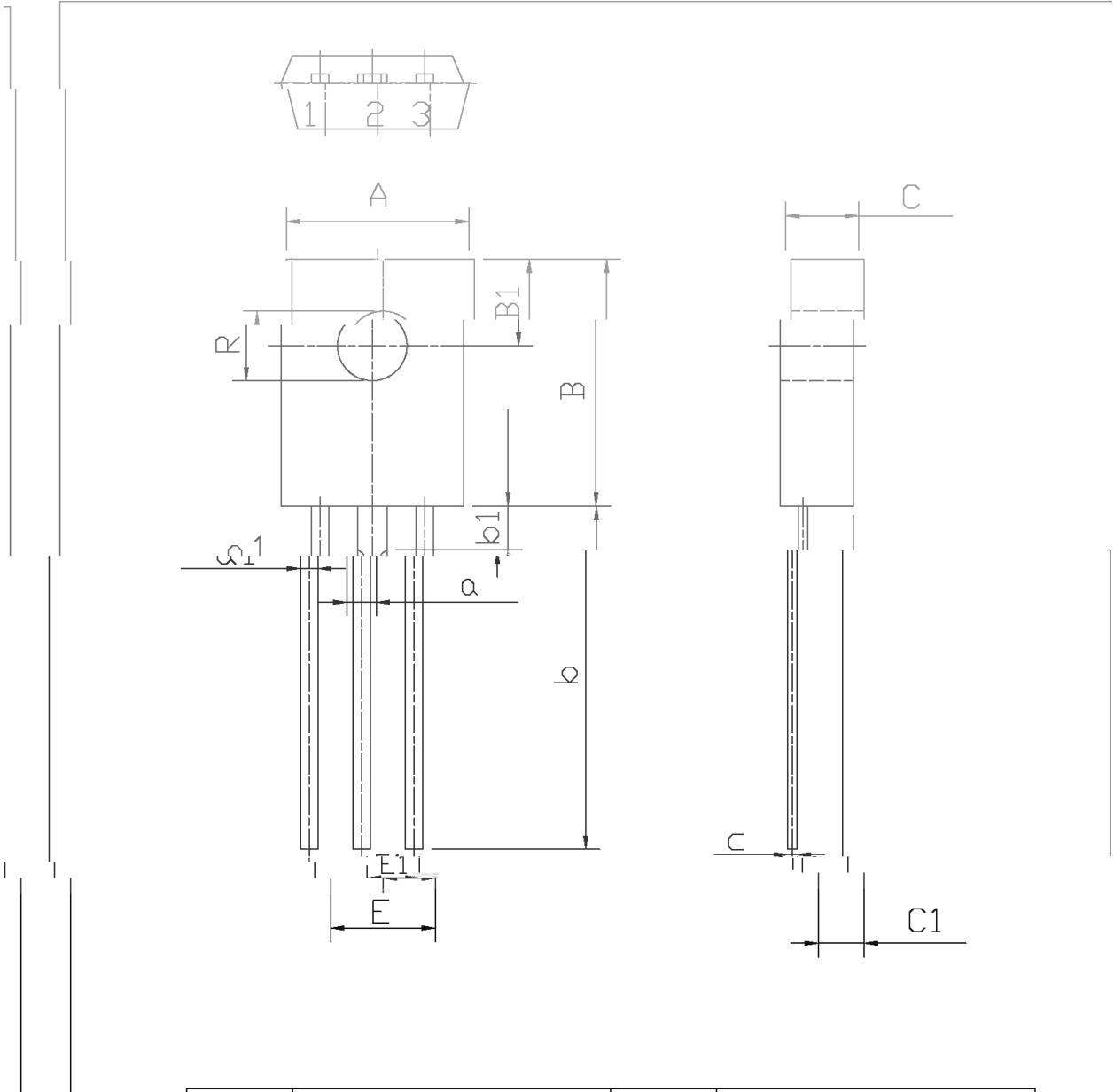
/ Electrical Characteristic Curve



/ Package Dimensions

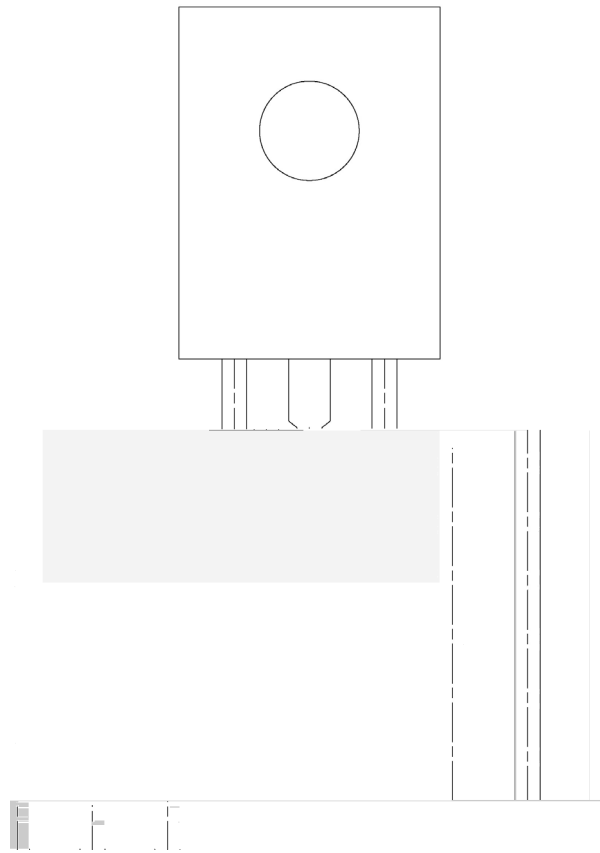
TU-126T

单位: mm

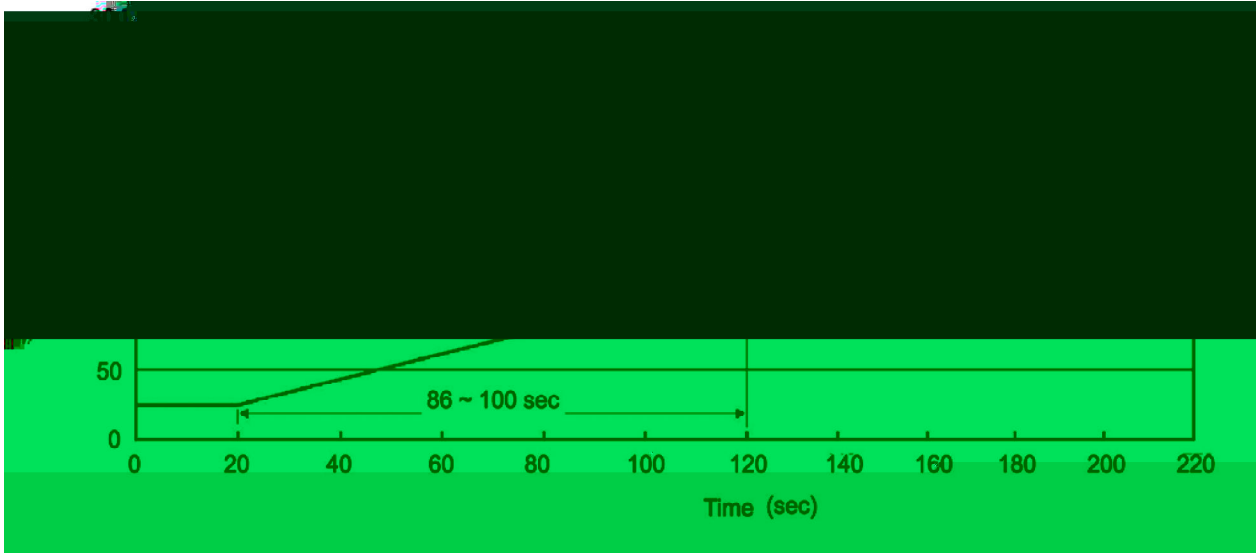


| Symbol | Dimensions in Millimeters | | Symbol | Dimensions in Millimeters | |
|--------|---------------------------|------|--------|---------------------------|------|
| | Min | Max | | Min | Max |
| A | 7.8 | 8.2 | a1 | 0.55 | 0.85 |
| B | 10.8 | 11.2 | E | 4.4 | 4.8 |
| B1 | 3.8 | 4.2 | C | 3.1 | 3.3 |
| R | 2.05 | 3.15 | C1 | 1.9 | 2.1 |
| b | 14 | 16 | c | 0.3 | 0.6 |
| b1 | 1.9 | | a | 1.27 | |
| E1 | 2.1 | 2.5 | | | |

/ Marking Instructions



() / Temperature Profile for Dip Soldering(Pb-Free)



/ Resistance to Soldering Heat Test Conditions

°C

/ Packaging SPEC.

| | | |
|--|--|--|
| | | |
|--|--|--|