

**/ Descriptions**

TO-126F          NPN

**/ Features**


BD439

**/ Applications**

**/ Equivalent Circuit**



**/ Pinning**



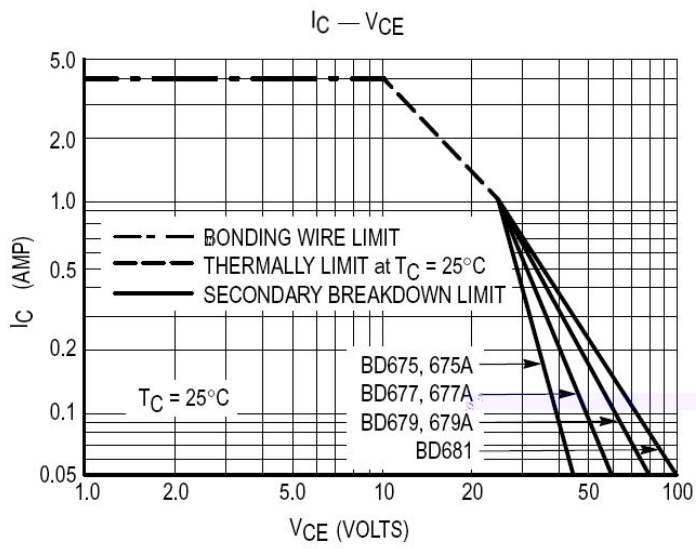
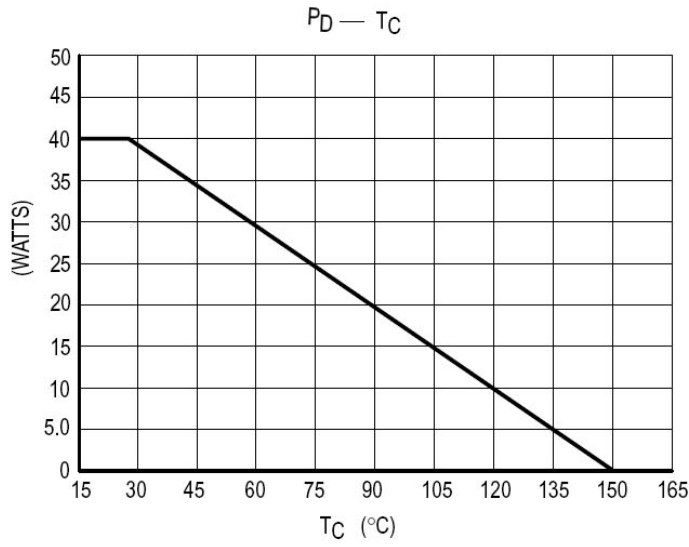
**/  $h_{FE}$  Classifications & Marking**

**/ Absolute Maximum Ratings(Ta=25 )**


**/ Electrical Characteristics(Ta=25 )**

						μ

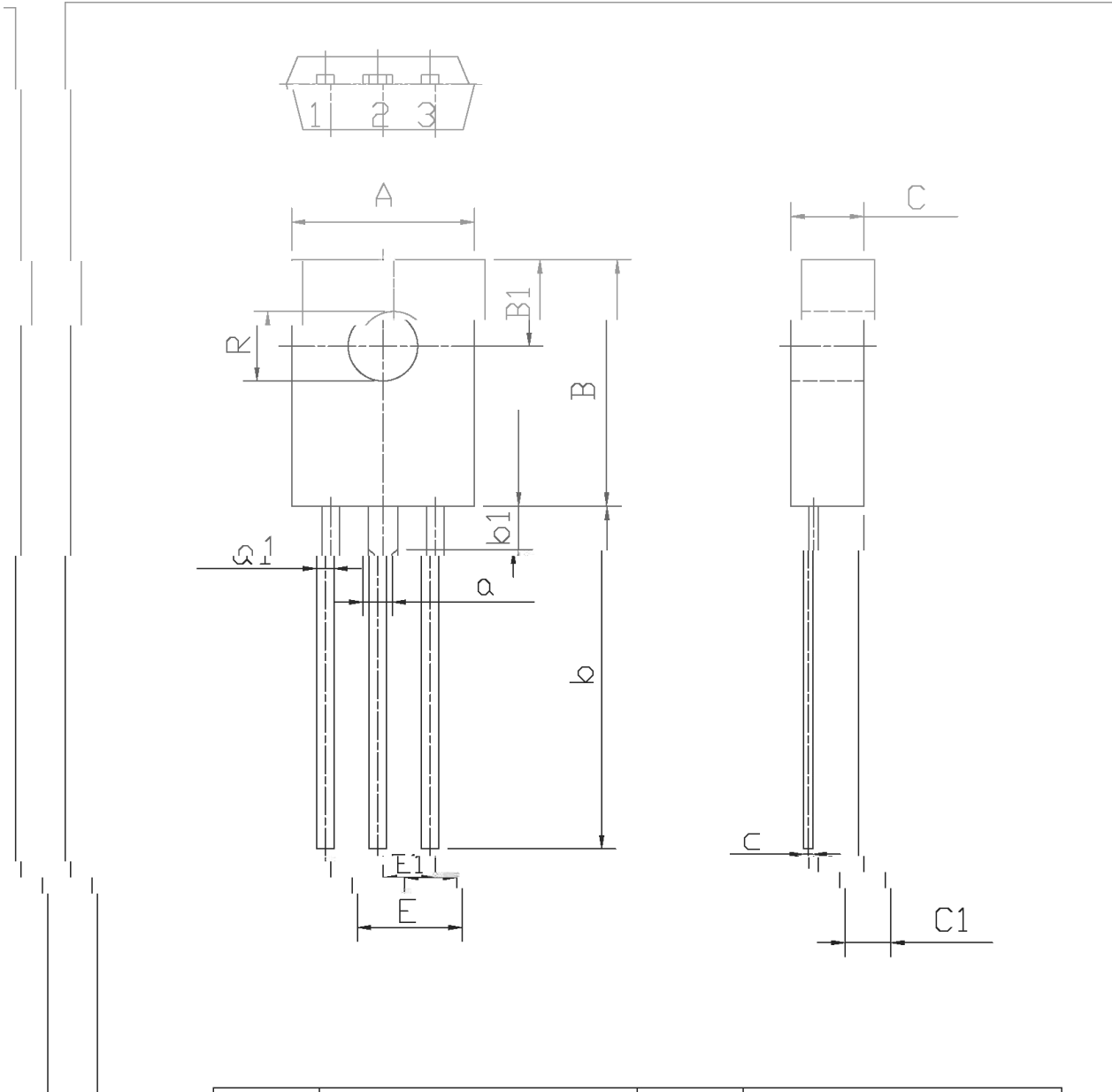
/ Electrical Characteristic Curve



/ Package Dimensions

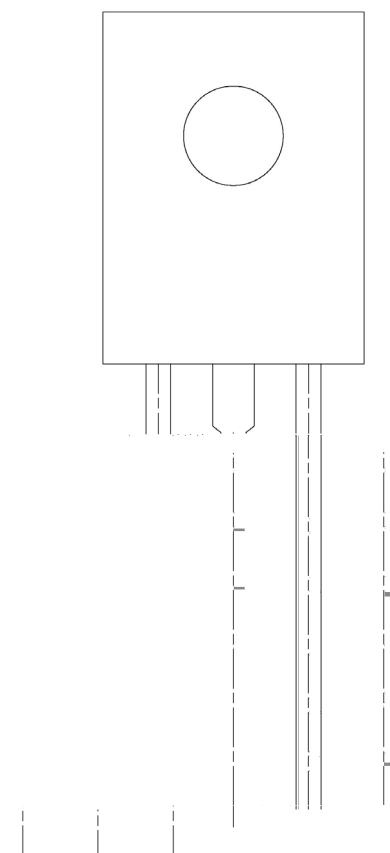
BD675-126T

单位: mm



Symbol	Dimension in Millimeters		Symbol	Dimension in Millimeters	
	Min	Max		Min	Max
A	7.8	8.2	a1	0.66	0.86
B	10.9	11.2	E	4.4	4.8
B1	3.8	4.2	C	3.1	3.3
R	2.05	2.15	C1	1.0	2.1
b	14	16	c	0.3	0.6
b1		1.9	a		1.27
E1	2.1	2.5			

/ Marking Instructions

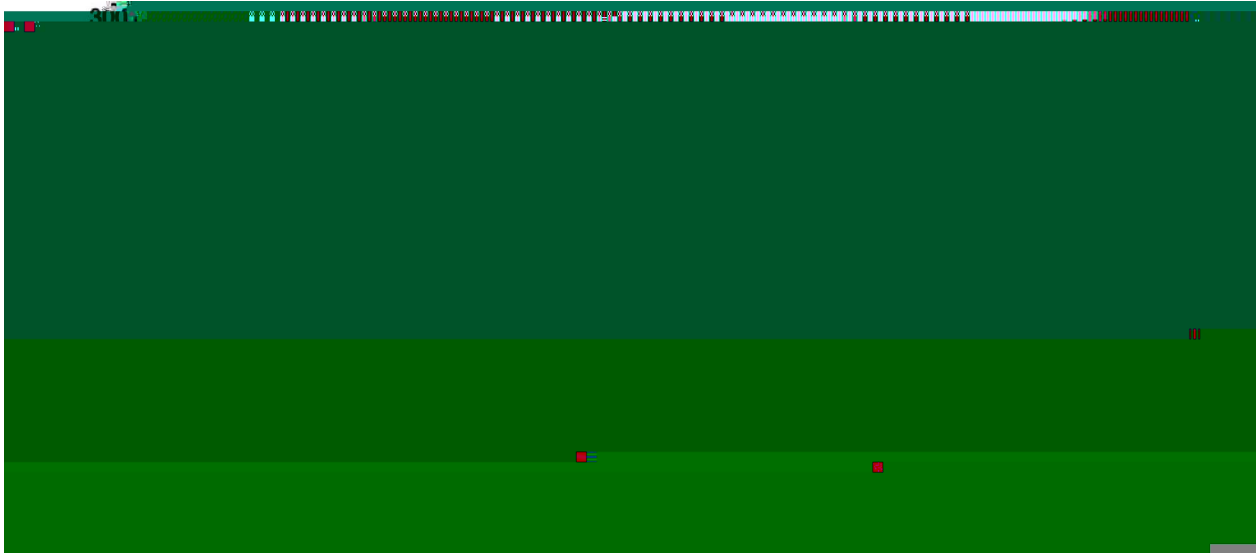


BR

BD675

\*\*\*\*

( ) / Temperature Profile for Dip Soldering(Pb-Free)



± ± ± ±

/ Resistance to Soldering Heat Test Conditions

± ±

/ Packaging SPEC.

封装形式	包装数量					包装尺寸 :		
	只 套管	套管 盒	只 盒	盒 箱	只 箱	套管	盒	箱

封装形式	包装数量					包装尺寸 :		
	只 套管	套管 盒	只 盒	盒 箱	只 箱	套管	盒	箱

/ Notices