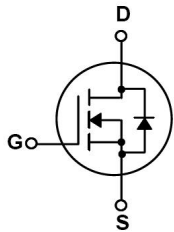


TO-220 N MOS N-CHANNEL MOSFET in a TO-220 Plastic Package.

[n&[k

Low gate charge, Fast switching capability, Avalanche energy specified, Improved dv/dt capability.

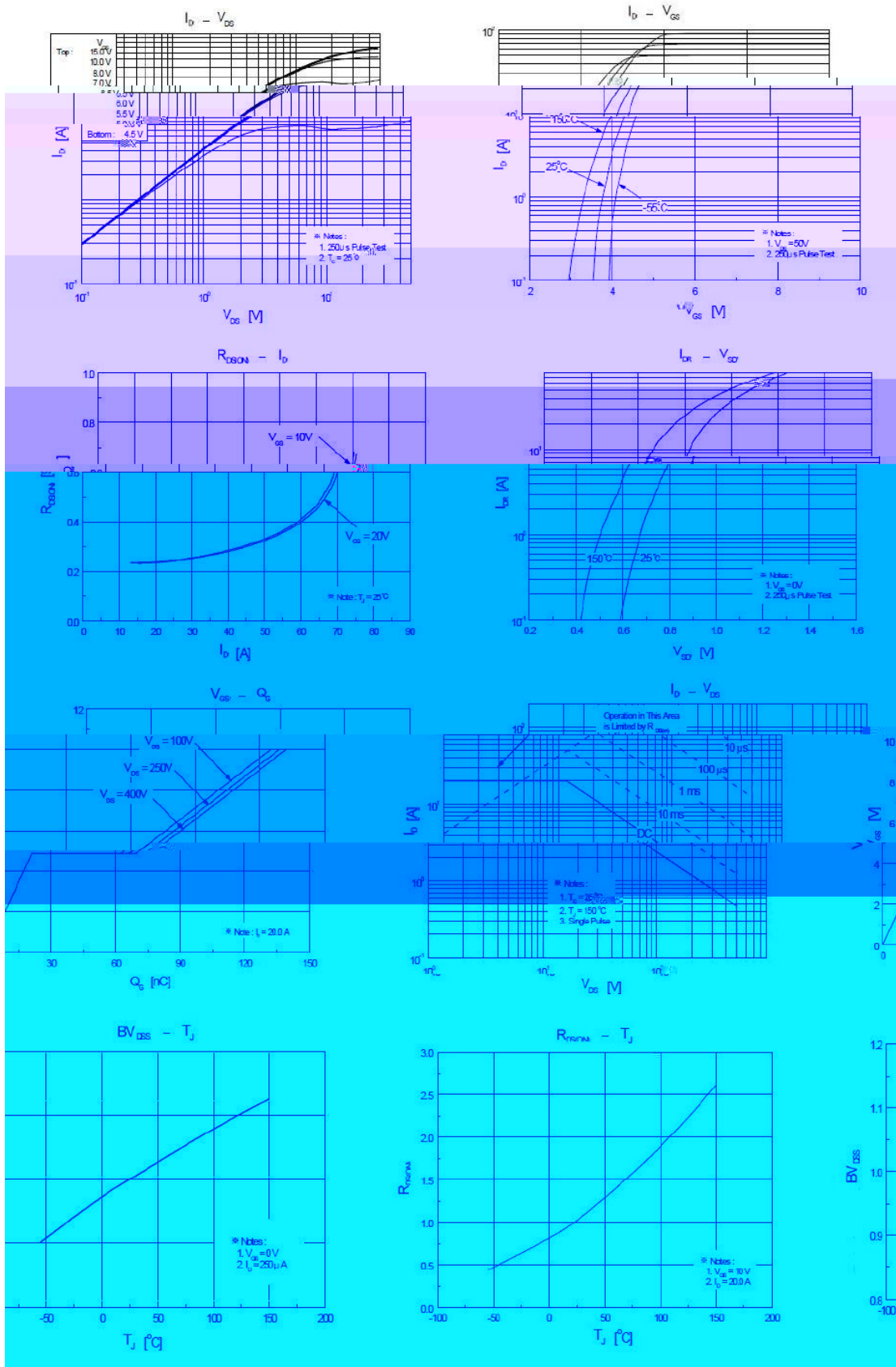
Designed for high voltage, high speed power switching applications such as high efficiency switched mode power supplies, active power factor correction.

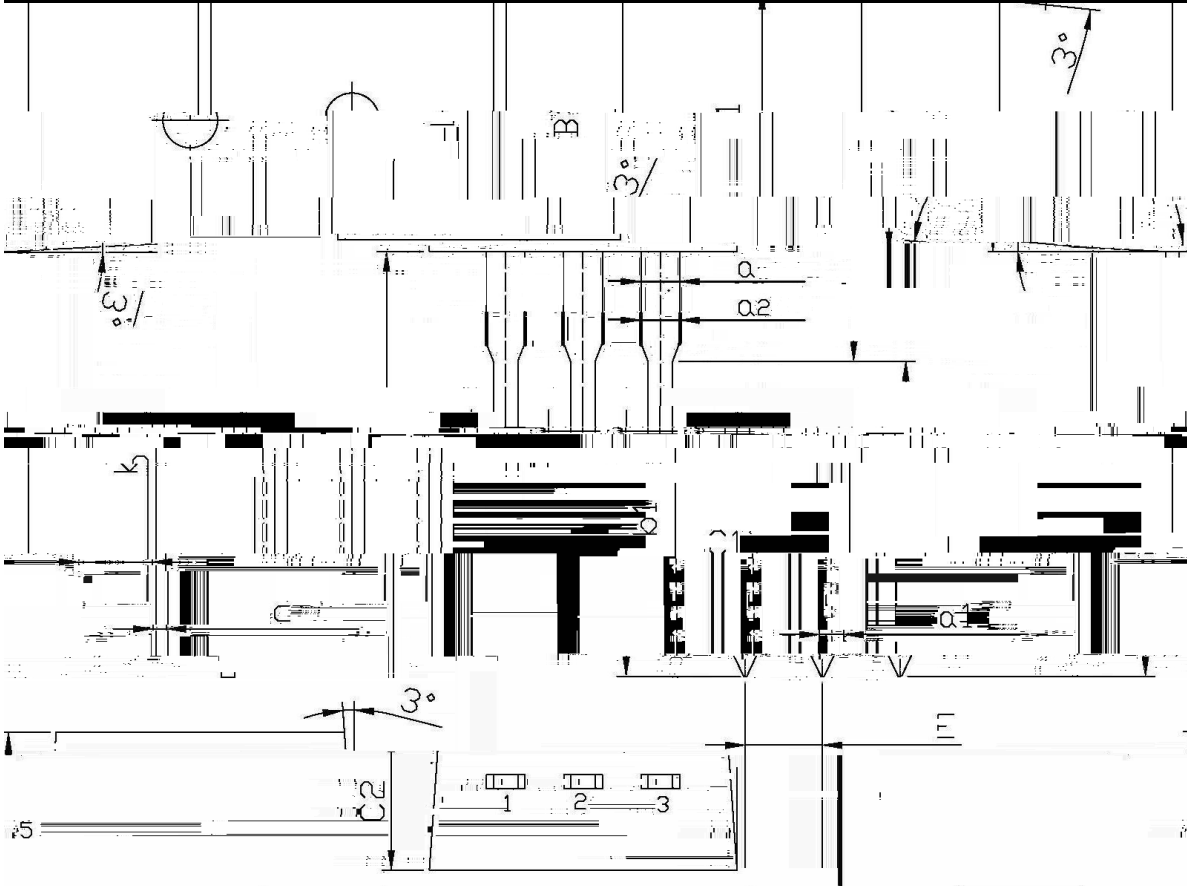



PIN 1 G PIN 2 D PIN 3 S

See Marking Instructions.

Parameter





Symbol	Dimensions in Millimeters		Symbol	Dimensions in Millimeters		
	Min.	Max.		Min.	Max.	
Δ	9.8	10.2	C	1.2	1.4	
$\phi 5$	5.36	5.64	$\phi 3$	3.67	3.74	
		15.7	16.1	B10	9.02	9.4
b		12.6		C1	2.2	2.6
b1		9.6		a1	0.7	0.9
	0.4	0.6			0.32	0.6
	1.7	4.7			1.71	2.74
					0.2	1.25
						1.45


Note:

- | | | | |
|---|--------|------------|---|
| 1 | 25 150 | 60 90sec; | 1.Preheating:25~150 , Time:60~90sec. |
| 2 | 255..5 | 5..0.5sec; | 2.Peak Temp.:255..5 , Duration:5..0.5sec. |
| 3 | 2 10 | /sec. | 3. Cooling Speed: 2~10 /sec. |

270..5 10...1 sec. Temp.:270±5 Time:10±1 sec

/ BULK

Package Type 封装形式	Units 包装数量					Dimension 包装尺寸 (unit: mm ³)		
	Units/Bag 只/袋	Bags/Inner Box 袋/盒	Units/Inner Box 只/盒	Inner Boxes/Outer Box 盒/箱	Units/Outer Box 只/箱	Bag 袋	Inner Box 盒	Outer Box 箱
TO-220/F	200	10	2,000	5	10,000	135×190	237×172×102	560×245×195

/ TUBE

Package Type 封装形式	Units 包装数量					Dimension 包装尺寸 (unit: mm ³)		
	Units/Tube 只/套管	Tubes/Inner Box 套管/盒	Units/Inner Box 只/盒	Inner Boxes/Outer Box 盒/箱	Units/Outer Box 只/箱	Tube 套管	Inner Box 盒	Outer Box 箱
TO-220/F	50	20	1,000	5	5,000	532×31.4×5.5	555×164×50	575×290×180