

Rev.A Jul.-2021

BRAD6265SC
BRAD6265SC

PWM

CC/CV

90V~264V

BRAD6265SC

UVLO

OTP

OCP

FB



431

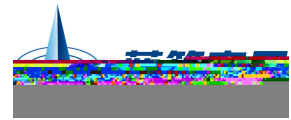
CC/CV

FB



三绕组应用电路

	90~264V
BRAD6265ASC	12W
BRAD6265BSC	10W
BRAD6265CSC	7W
BRAD6265DSC	5W
BRAD6265ESC	



&' ()

See Marking Instructions

6 7 8 9

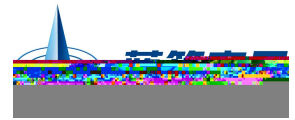
:

Parameter	Symbol	Rating	Unit
FB/VCC	V_{FB}/V_{VCC}	-0.3~6	V
CS	V_{CS}	-1~5	V
	T_J	150	°C
10s	T_L	260	°C
	T_{opr}	-40~125	°C
	T_{stg}	-55~150	°C
HBM	ESD	2K	V

± ; < 8 9

:

Parameter	Symbol	Test Conditions	Min	Typ	Max	Unit
* ++ , ± - .						
	I_{ST}	VCC=3.5V		1	10	uA
	UVLO _{NO}		2.6	3	3.3	V
	UVLO _{OFF}		4	4.5	5	V
	I_{OP}	$V_{FB}=20kHz$ VCC=5V		0.5	1	mA
VCC	VCC _{CLAMP}	$I_{VCC}=2mA$	4.8	5.2	5.5	V
+ / ± 0 1 2 - .						
	T_{LEB}			300		ns
	T_{D_OC}			100		ns
OCP	V_{TH_OC}		480	500	520	mV
3 4 1 2 - . . 5						
	V_{FB_REF}		1.17	1.2	1.23	V
	V_{FB_SHORT}			0.5		V
	T_{FB_SHORT}			27		ms
	V_{FB_DEM}			25		mV
	T_{ON_MAX}			30		us



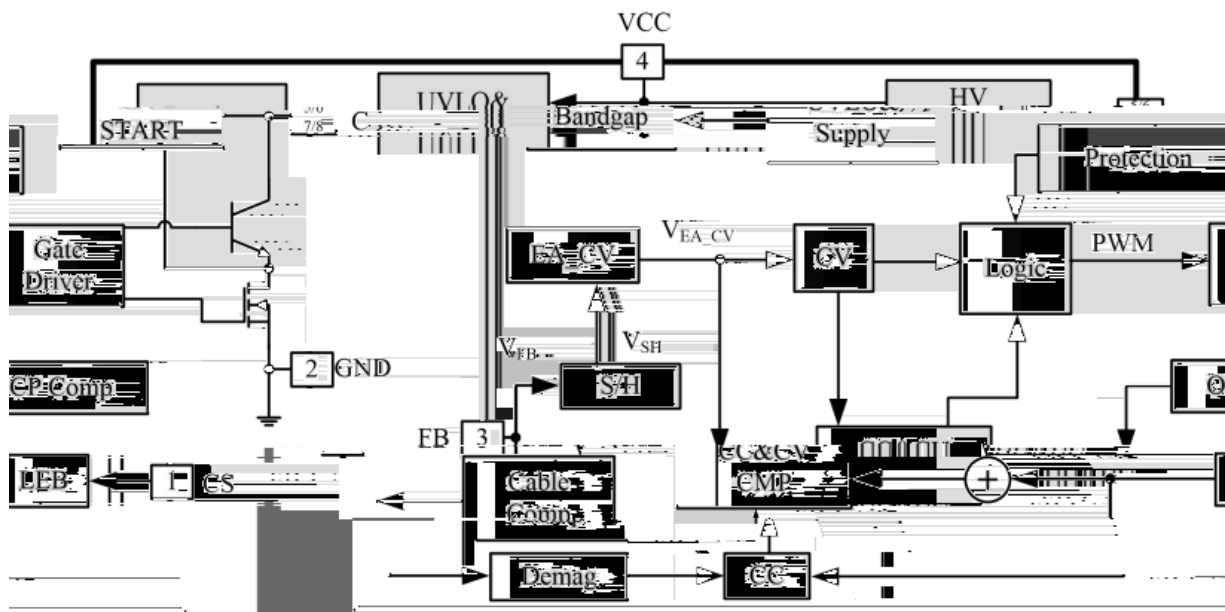
Rev.A Jul.-2021

⌚ ; < 8 9

:

Parameter	Symbol	Test Conditions	Min	Typ	Max	Unit
	T_{OFF_MAX}			7		ms
	F_{MAX}				70	kHz
	I_{COMP_MAX}			10		uA
= > ? @						
	OTP_{TH}			165		°C
	OTP_{REC}			135		°C
A B 4 ① - .						
-	V_{CBO}			700		V

J K L M



A < " .

BRAD6265SC

PWM

BRAD6265SC

CC/CV

90V~264V

TL431

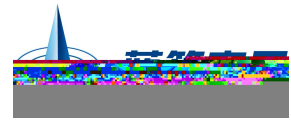
E O F E G H I 5

BRAD6265SC

CC

CV

FB



A < " .

FB

BRAD6265SC CC/CV

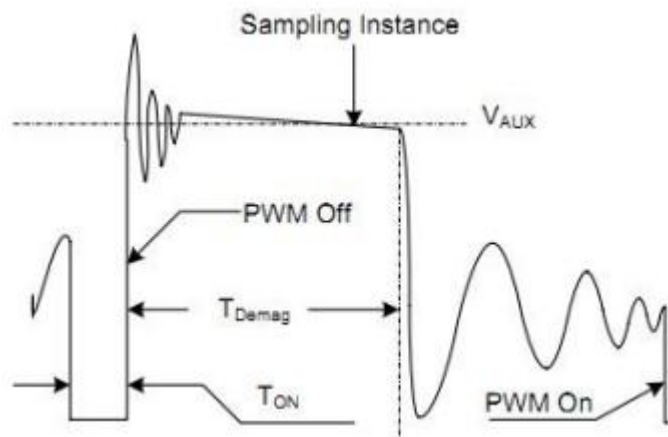
DCM

I_P

$$I_S = \frac{N_P}{N_S} \times I_P \quad 1$$

$$V_{AUX} = \frac{N_{AUX}}{N_S} \times (V_o + \Delta V) \quad 2$$

ΔV



1

FB

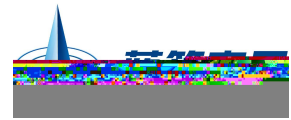
GND

NOŁ GPQ 55

BRAD6265SC

V_O

$$V_O = \frac{1.2 \times (R_{FBL} + R_{FBH})}{R_{FBL}} \times \frac{N_S}{N_P} - V_D \quad 3$$



A < " .


$$V_O = \frac{1.2 \times (R_{FBL} + R_{FBH})}{R_{FBL}} \times \frac{N_S}{N_{AUX}} - V_D \quad 4$$

R_{FBL} FB R_{FBH} FB N_P N_S N_{AVX}
 V_D

++ HI R S N O A B T U 5

BRAD6265SC CS RS CC RS

CC 2



2 RS CC VO

CC

$$I_{CC} = \frac{1}{4} \times \frac{N_P}{N_S} \times I_P \quad 5$$

V WX B 5


BRAD6265SC

$$PO_{MAX} = \frac{1}{2} L_P F_{SW} I_P^2 \quad 6$$

L_P I_P
CC

$$F_{SW} = \frac{1}{2T_{DEM}} \quad 7$$

BRAD6265SC $L_P F_{SW}$ CC



Rev.A Jul.-2021

YZ [\ 55

BRAD6265SC

FB

1

FB

2

$$\frac{\Delta V}{V_{OUT}} = \frac{I_{COMP} \times (R_{FBL} // R_{FBH}) \times 10^{-6}}{1.2} \times 100\% \quad 8$$

V_{OUT}

+ / 5 0 1 2 S] ^ _ ` 5

BRAD6265SC

CS

R_S

CS

RC

? @ A < 55

BRAD6265SC

UVLO VCC

OTP

OCP

CS

VCC

VCC

a+4 P b 5

BRAD6265SC PCB

VCC


2.2uF

X7R

≥6.3V

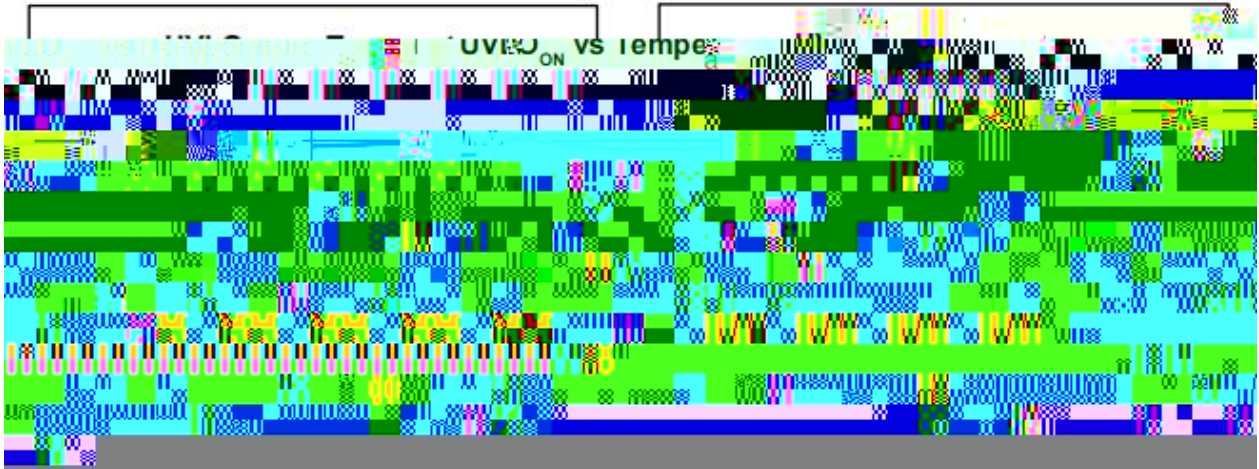
4.7uF/10V VCC

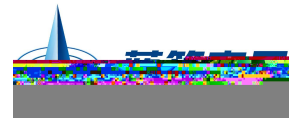
VCC GND C



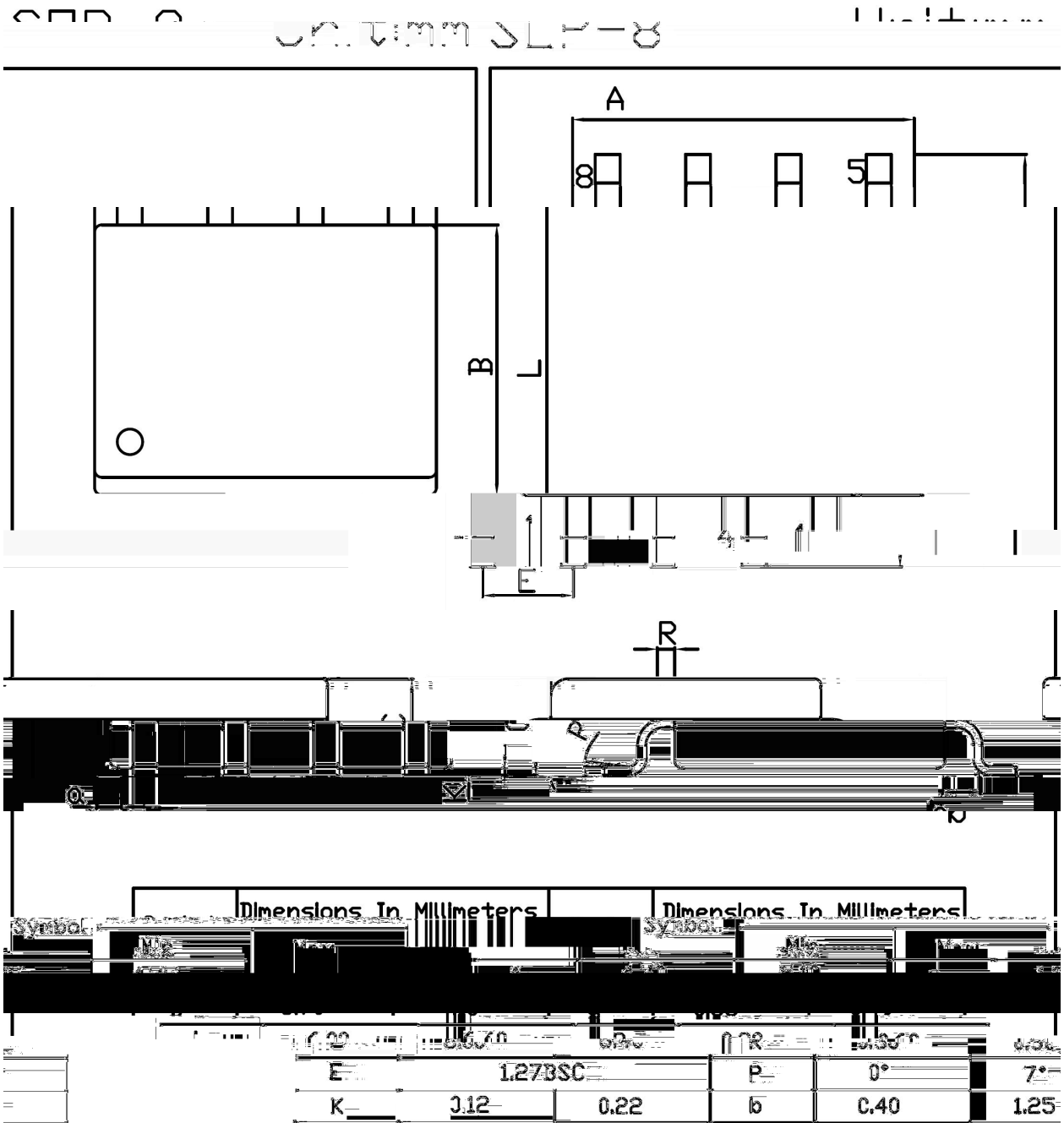
Rev.A Jul.-2021


89cYM



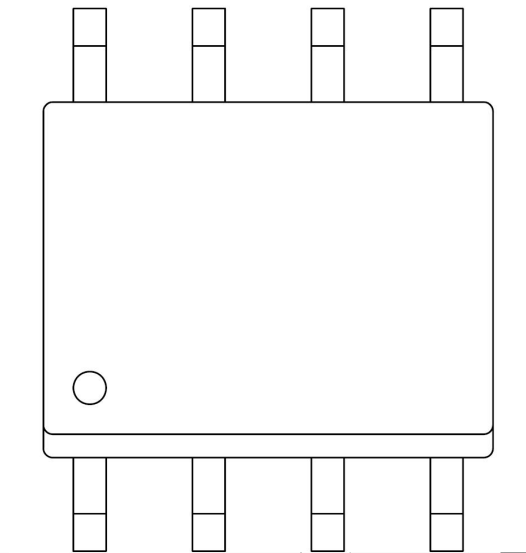


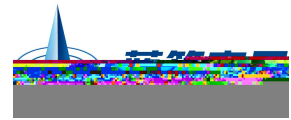
d e f g M



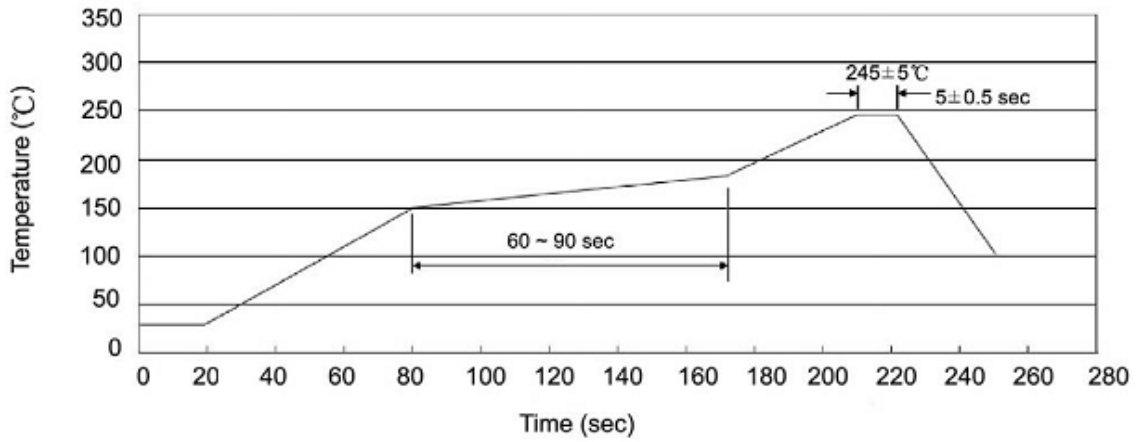


& ' h i





j O k > l c Y M mn Dop qorsturo 5 r v y o 5 v r 5 (5 o v y | 5 v y } o r x - € , a f „ 3 r o o ...



Note:

- | | | | |
|---|---------|-----------|-----------------------------------------|
| 1 | 150 180 | 60 90sec; | 1.Preheating:150~180 , Time:60~90sec. |
| 2 | 245±5 | 5±0.5sec; | 2.Peak Temp.:245±5 , Duration:5±0.5sec. |
| 3 | 2 10 | /sec. | 3. Cooling Speed: 2~10 /sec. |

† k ‡ ^ % § < €

260±5 10±1 sec. Temp.:260±5°C Time:10±1 sec

' ' " "

/ REEL

Package