

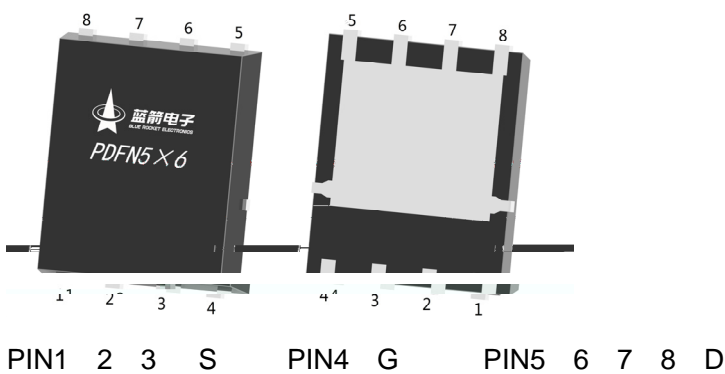
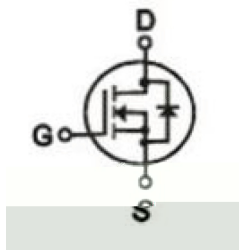
PDFN 5 6 N
 N-Channel MOSFET in a PDFN 5x6 Plastic Package .

AEC-Q101

Low $R_{DS(ON)}$ to minimize conductive loss; low Gate Charge for fast switching; Low Thermal resistance; Qualified to AEC-Q101 Standards for High Reliability; HF Product.

DC

High Frequency Switching and Synchronous Rectification, DC-Motor Driver, Meet the stringent requirements of automotive applications.



Pin	极性
1	S
2	S
3	S
4	G
5	D
6	D
7	D
8	D

See Marking Instructions.

Parameter	Symbol	Test Conditions	Min	Typ	Max	Unit
Total Gate Charge	$Q_{g(10V)}$	$V_{GS}=10V$ $V_{DS}=20V$ $I_D=20A$		21		nC
Total Gate Charge	$Q_{g(4.5V)}$			8.8		
Gate Source Charge	Q_{gs}			5.5		
Gate Drain Charge	Q_{gd}			3.1		
Turn-On Delay Time	$t_{d(on)}$	$V_{GS}=10V$ $V_{DS}=20V$ $R_L=1.0\Omega$ $R_{GEN}=3.0\Omega$		7.5		ns
Turn-On Rise Time	t_r			2		
Turn-Off Delay Time	$t_{d(off)}$			24		
Turn-Off Fall Time	t_f			3		

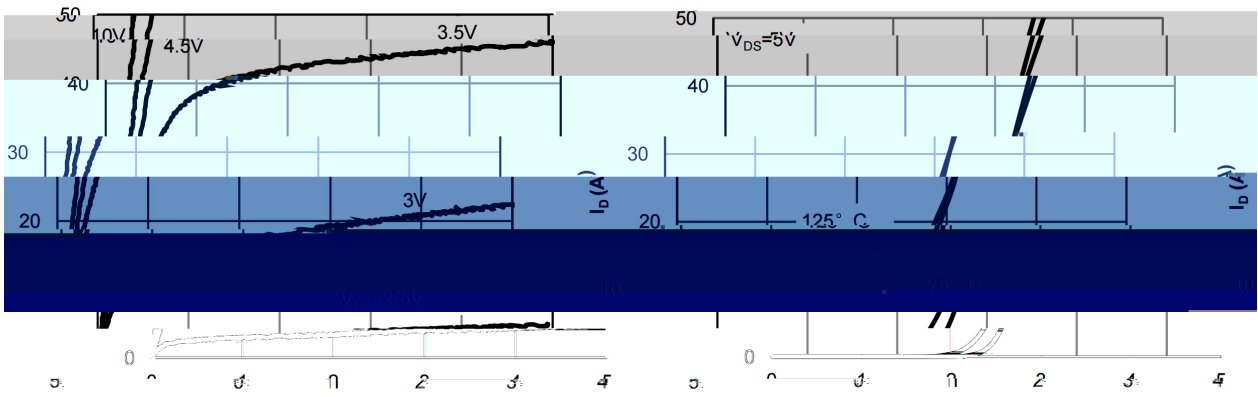
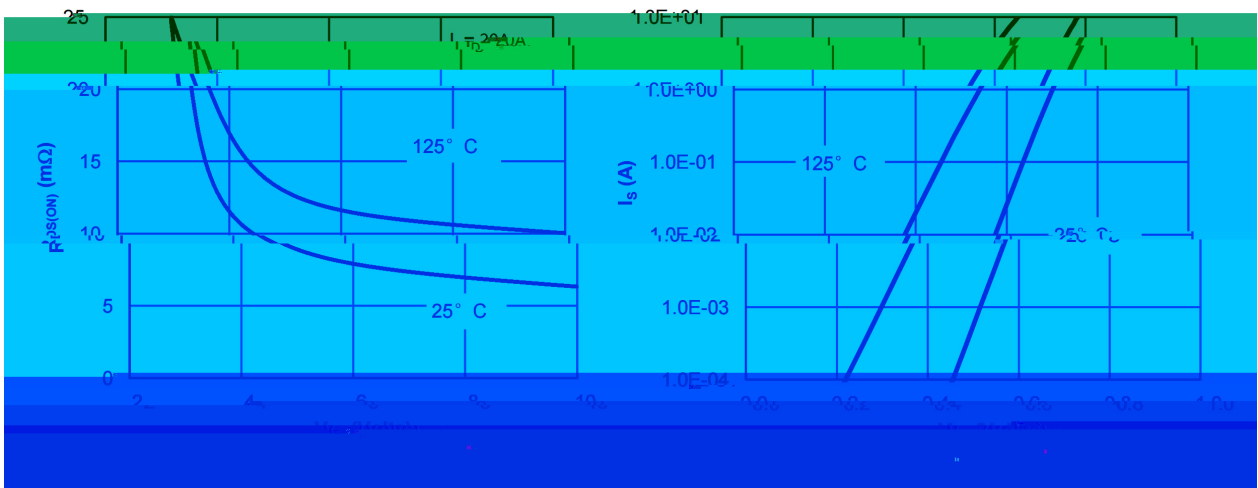
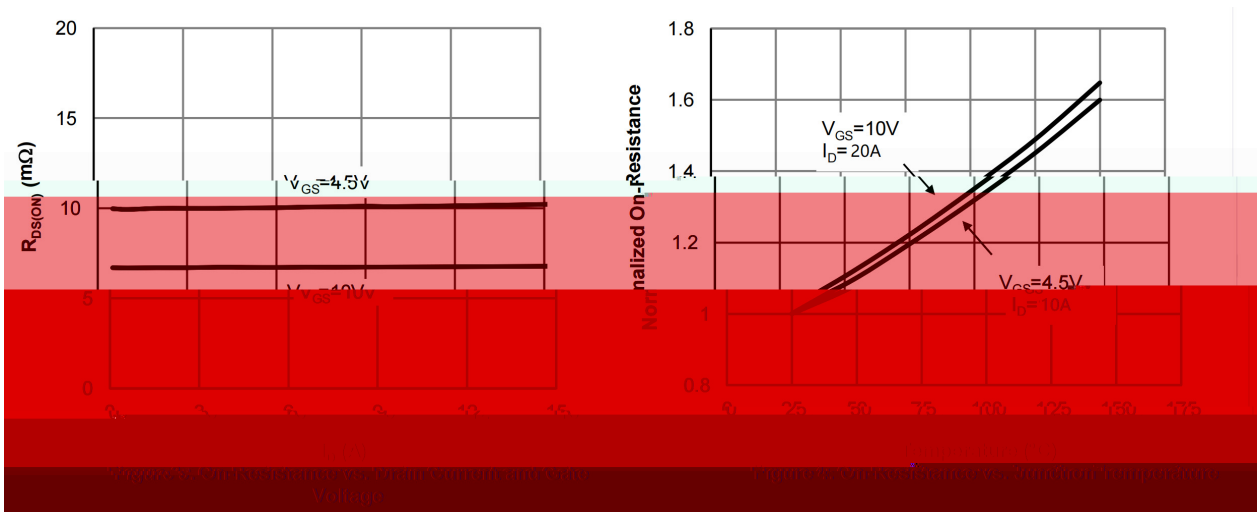


Figure 1: On-Region Characteristics

Figure 2: Transfer Characteristics



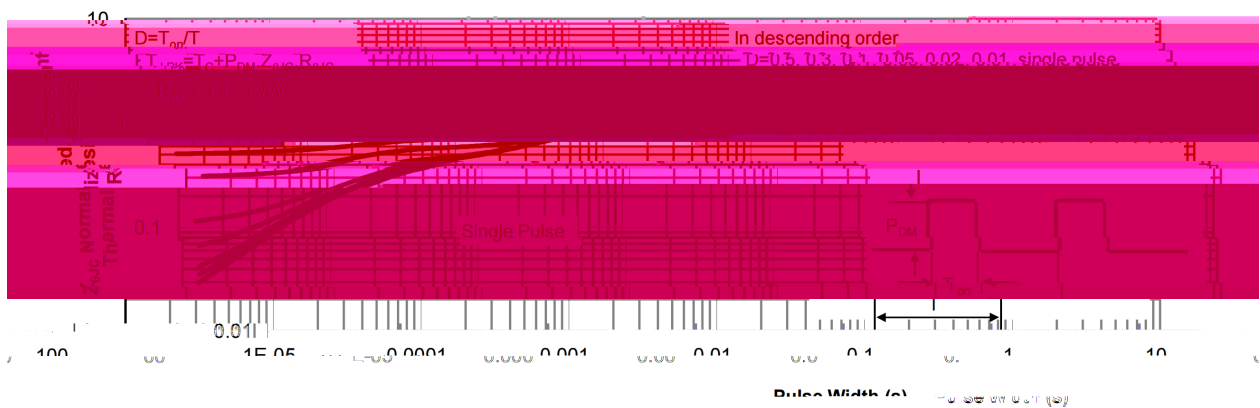

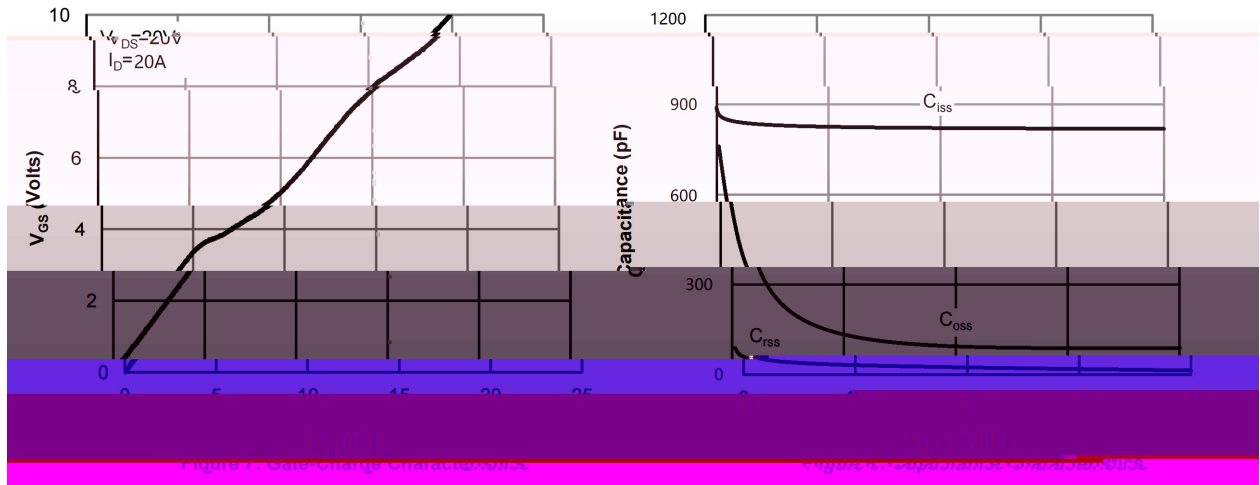
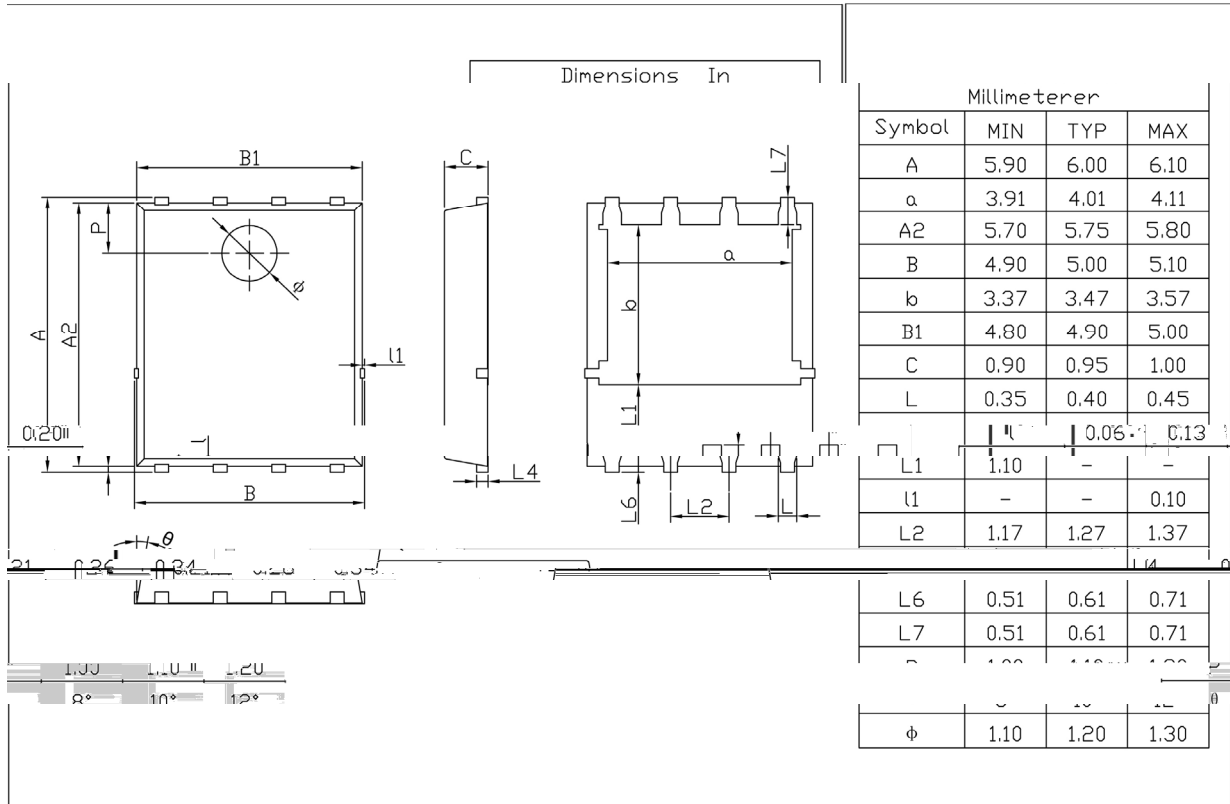


Figure 11: Normalized Maximum Transient Thermal Impedance

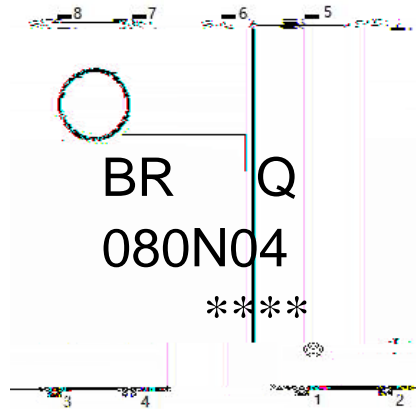
DIMENS V2

DIMENSIONS IN MILLIMETER

Unit:mm



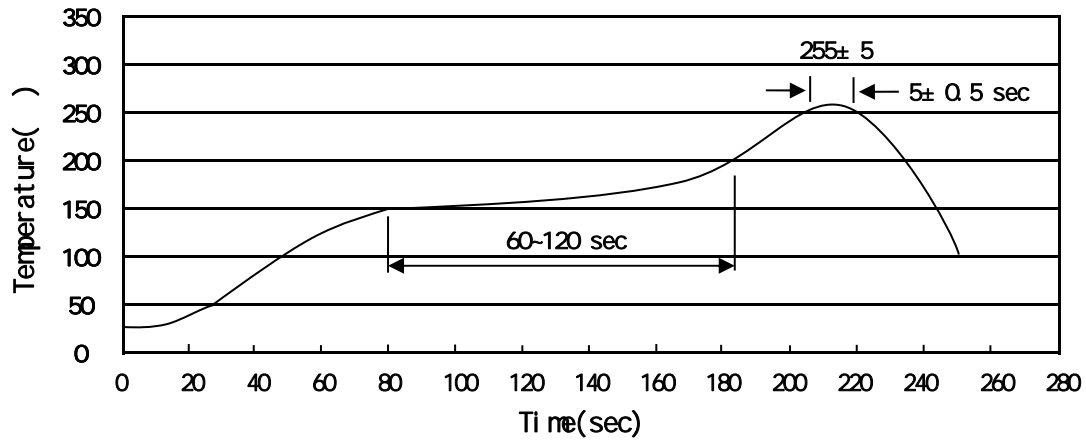
Rev.00 201812



080N04

Note

BR	Company Code
Q:	Automobile halogen-free product Code
080N04	Product Type
****:	Lot No. Code, code change with Lot No

Temperature Profile for IR Reflow Soldering(Pb-Free)


Note:

- | | | | | | |
|---|-----|-----|----|----------|---|
| 1 | 150 | 200 | 60 | 120sec; | 1.Preheating:150~200 , Time:60~120sec. |
| 2 | 255 | 5 | 5 | 0.5sec; | 2.Peak Temp.:255 5 , Duration:5 0.5sec. |
| 3 | | | 2 | 10 /sec. | 3. Cooling Speed: 2~10 /sec. |

260 5

10 1 sec.

Temp.:260 5

Time:10 1 sec

/ REEL

Package Type	Units					Dimension (unit mm ³)		
	Units/Reel	Reels/Inner Box	Units/Inner Box	Inner Boxes/Outer Box	Units/Outer Box	Reel	Inner Box	Outer Box
PDFN5× 6	5000	2	10000	6	60000	13"× 12	360× 360× 50	380× 335× 366