

/ Descriptions

DFN 3×3A-8L N MOS

x

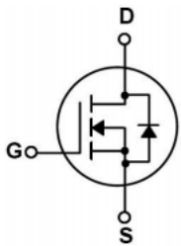
/ Features

±
≤
。 HF Product.


/ Applications

DC/DC

/ Equivalent Circuit




/ Pinning



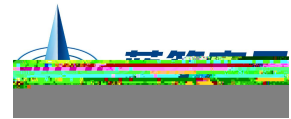
出脚	定义
Pin1	S
Pin2	S
Pin3	S
Pin4	G
Pin5	D
Pin6	D
Pin7	D
Pin8	D

/ h_{FE} Classifications & Marking



/ Electrical Characteristics(Ta=25)

参数	符号	测试条件	最小值	典型值	最大值	单位



/ Electrical Characteristic Curve

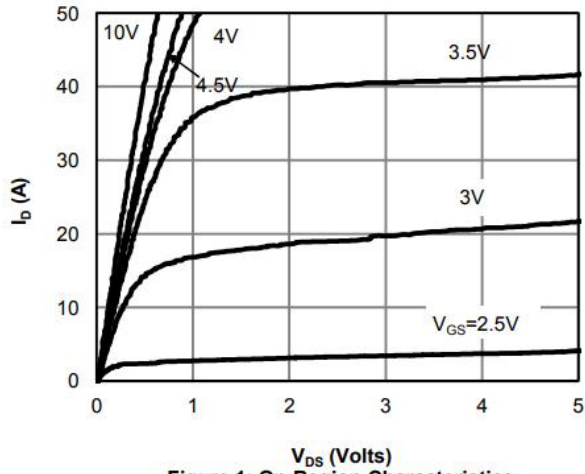


Figure 1: On-Region Characteristics

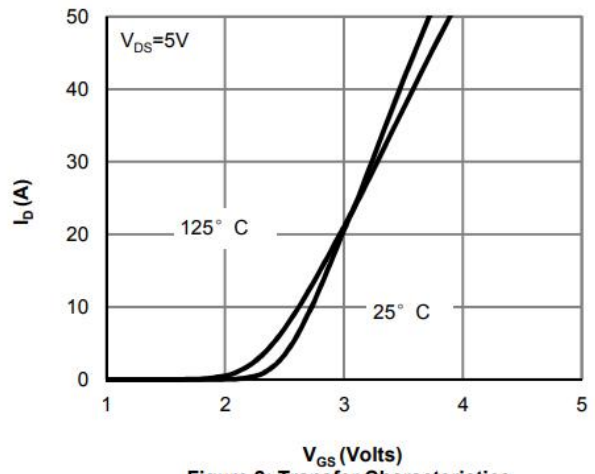
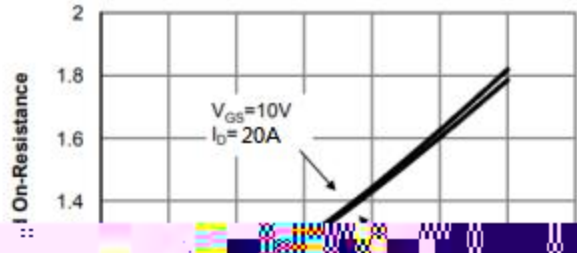

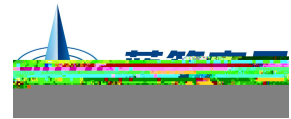


Figure 2: Transfer Characteristics





/ Electrical Characteristic Curve






Figure 11: Normalized Maximum Transient Thermal Impedance





/ Marking Instructions

