

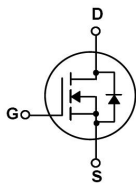
/ Descriptions

/ Features

/ Applications

DC/DC

/ Equivalent Circuit



/ Pinning



/ h_{FE} Classifications & Marking

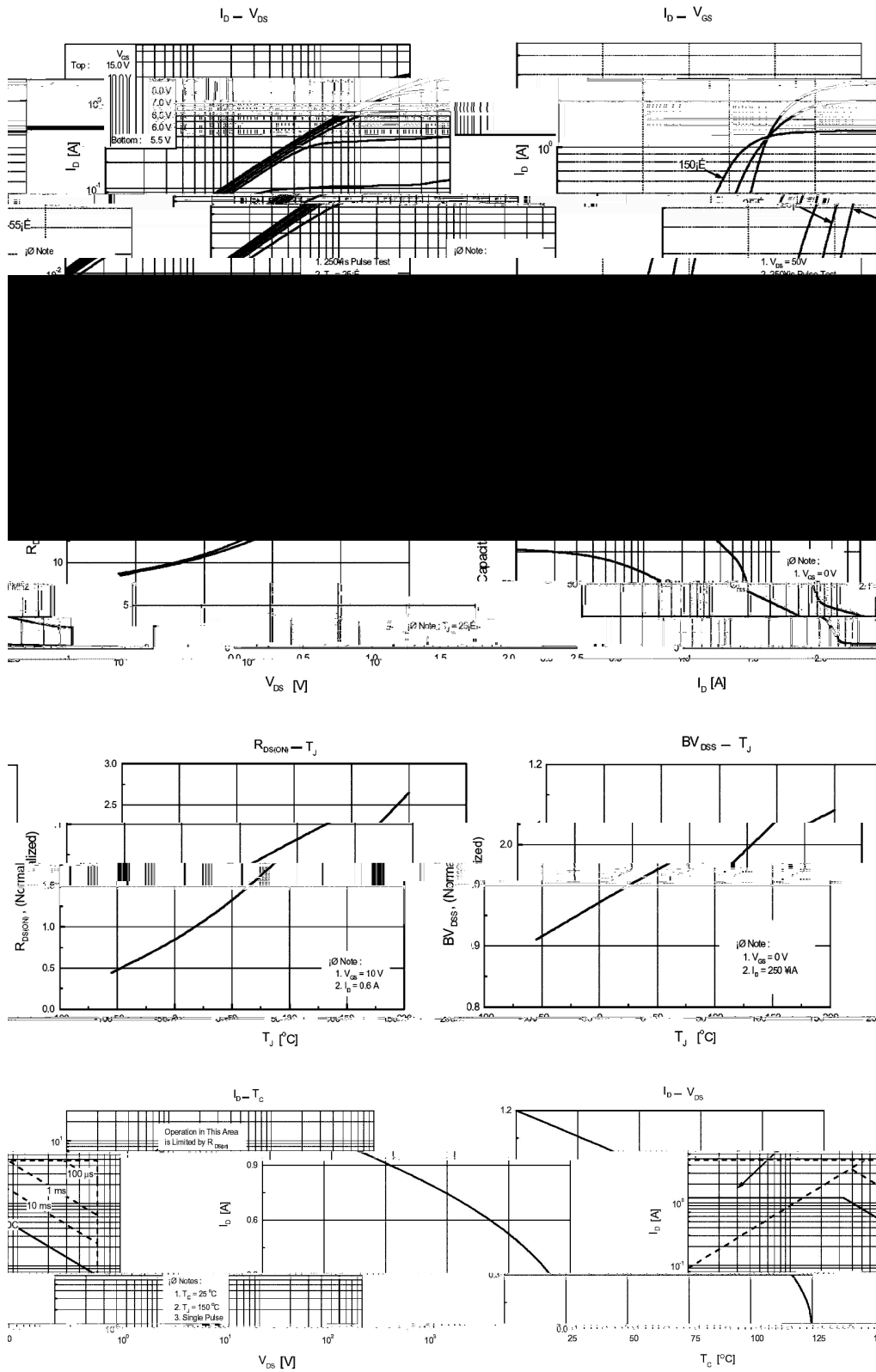
/ Absolute Maximum Ratings(Ta=25)

			°C


/ Electrical Characteristics(Ta=25)

		μ				
						μ
						μ
						μ
		μ				
						Ω
		Ω				

/ Electrical Characteristic Curve

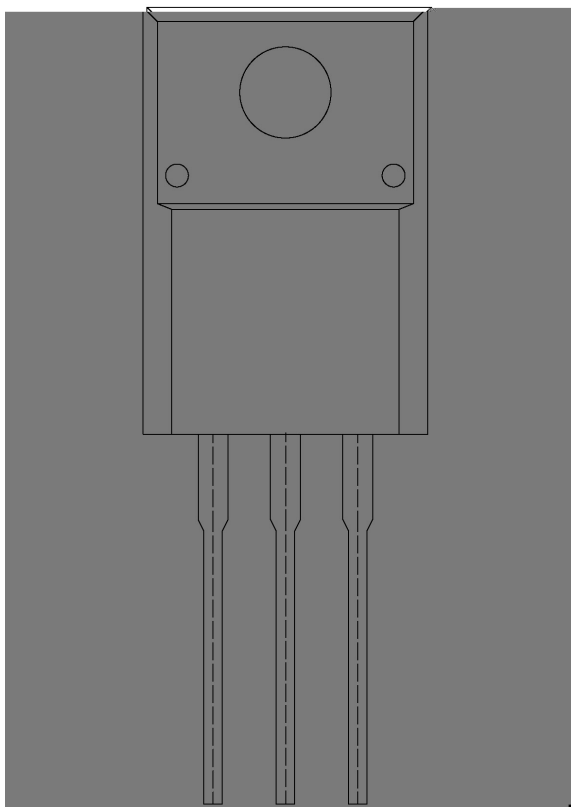


/ Package Dimensions



Dimensions in Millimeters			Dimensions in Millimeters		
Symbol	Min	Max	Symbol	Min	Max
C	4.3	4.7	b1	2.9	3.9
A	9.7	10.3	a	0.55	0.75
B	14.7	15.3	E	2.29	2.79
B1	3.8	4.0	E1	2.29	2.79
R2	2.9	3.1	C1	2.5	2.7
R	3.0	3.4	C2	2.5	2.7
b	12.5	13.5	c	0.5	0.7

/ Marking Instructions



() / Temperature Profile for Dip Soldering(Pb-Free)



± ± ± ±

/ Resistance to Soldering Heat Test Conditions

± ± °C

/ Packaging SPEC.

封装形式	包装数量					包装尺寸 :		
	只袋	袋盒	只盒	盒箱	只箱	袋	盒	箱

封装形式	包装数量					包装尺寸 :		
	只套管	套管盒	只盒	盒箱	只箱	套管	盒	箱

/ Notices