


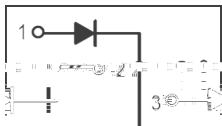
Rev.A Nov.-2017

TO-262

Schottky Barrier Diode in a TO-262 Plastic Package.

Low power loss, high efficiency.

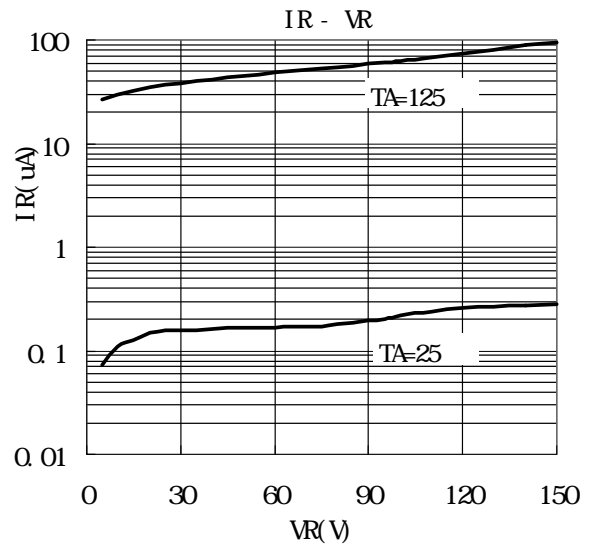
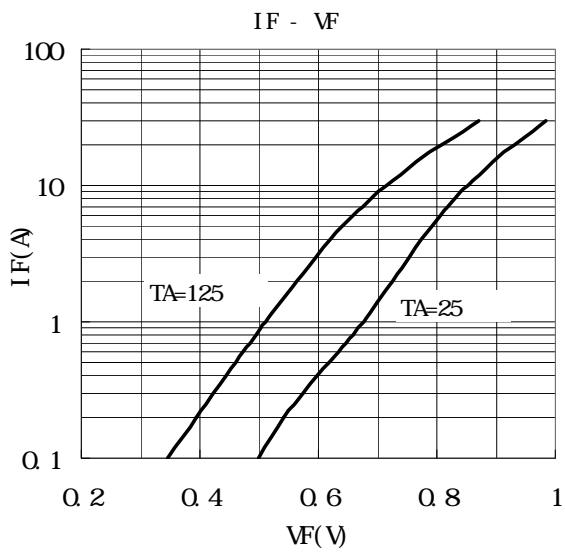
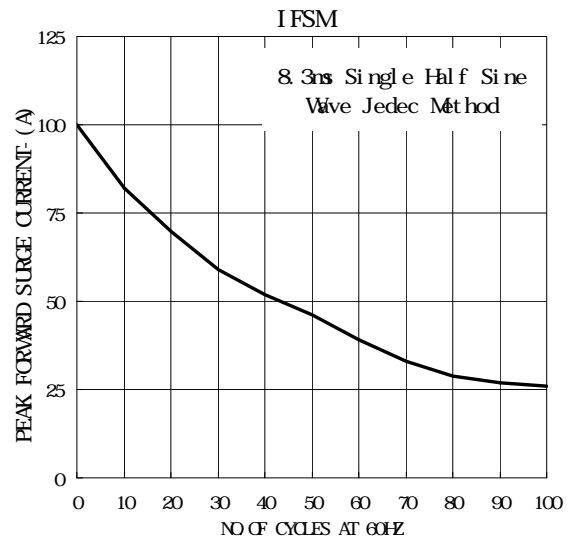
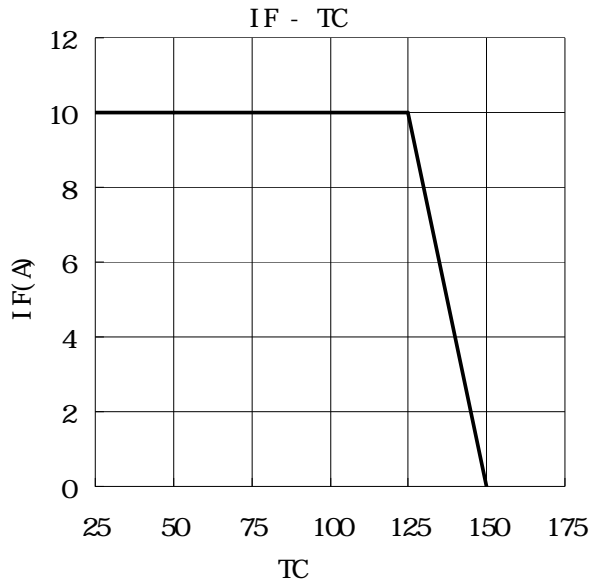
For use in low voltage,high frequency inverters, free wheeling, and polarity protection applications.

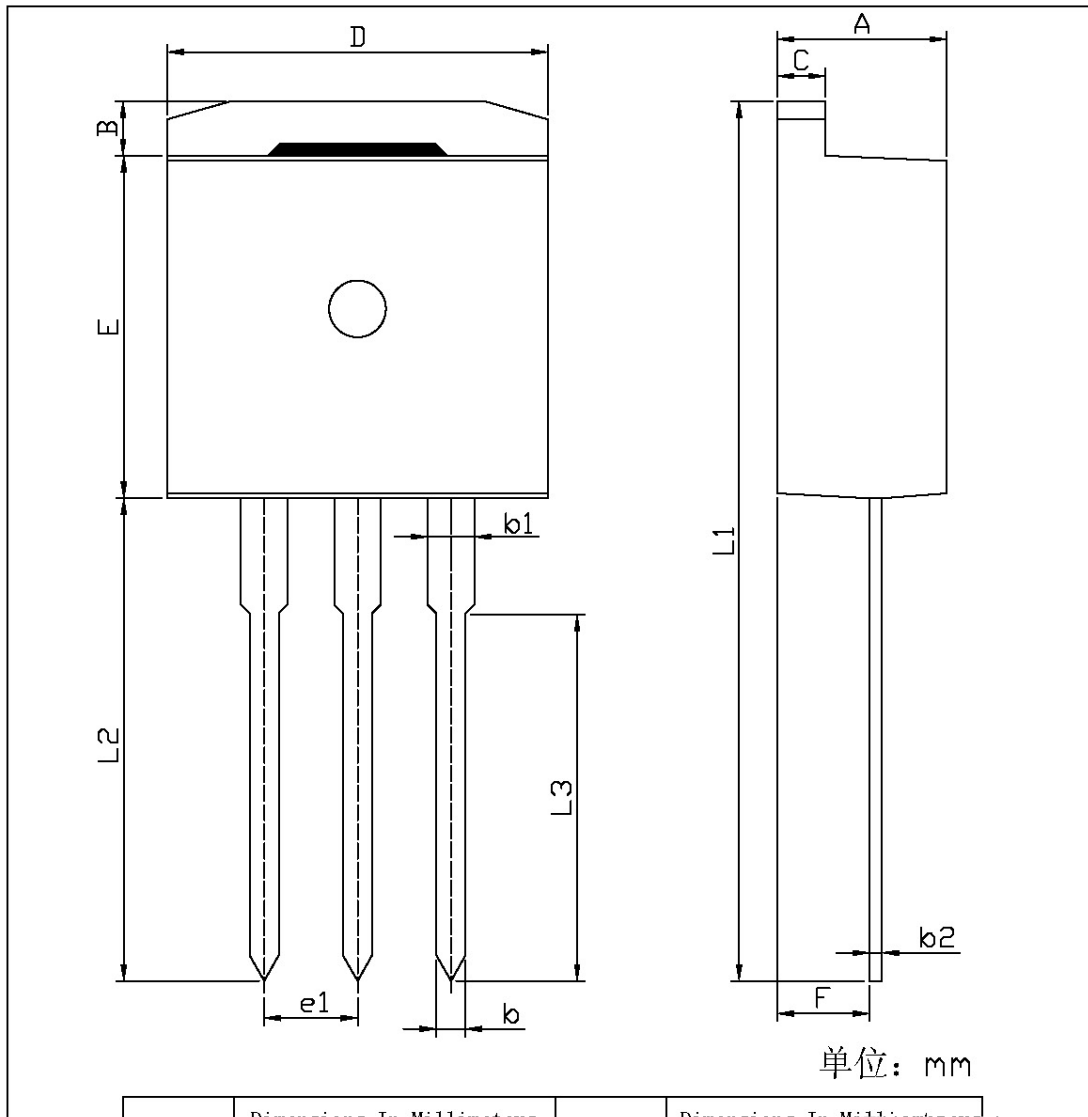


PIN1 Anode    PIN 2 Cathode    PIN 3 Anode

See Marking Instructions.

Parameter	Symbol	Rating	Unit
Peak Repetitive Reverse Voltage	$V_{RRM}$	150	V

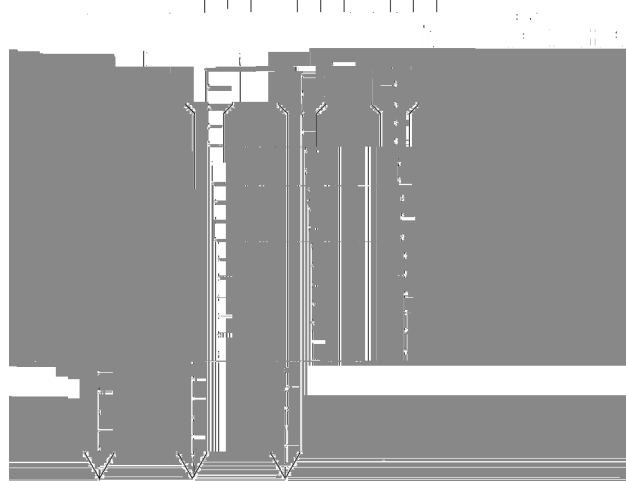
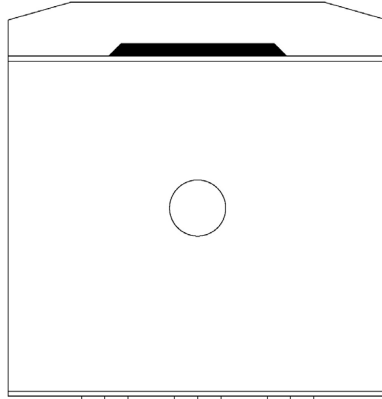


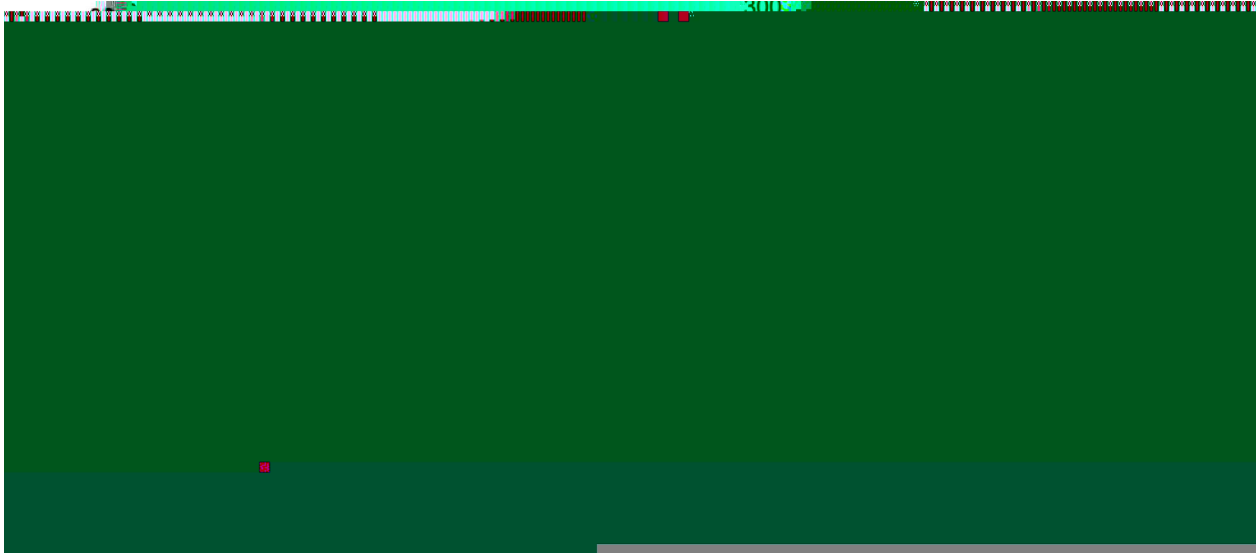


单位: mm

Symbol	Dimensions In Millimeters		Symbol	Dimensions In Millimeters	
	Min	Max		Min	Max
A	4.30	4.70	E	9.00	9.40
B	1.00	1.40	e1	2.34	2.74
b	0.70	0.90	F	2.20	2.60
b1	1.27		L1	22.60	23.60
b2	0.40	0.60	L2	12.60	13.60
C	1.20	1.40	L3	9.60	10.60
D	9.80	10.20			

TQ-262





- |   |       |     |           |        |   |                                      |
|---|-------|-----|-----------|--------|---|--------------------------------------|
| 1 | 25    | 150 | 60        | 90sec; | Note:                                   | 1.Preheating:25~150 , Time:60~90sec. |
| 2 | 255±5 |     | 5±0.5sec; |        | 2.Peak Temp.:255±5 , Duration:5±0.5sec. |                                      |
| 3 |       | 2   | 10        | /sec.  | 3. Cooling Speed: 2~10 /sec.            |                                      |

270±5                      10±1 sec.                      Temp.:270±5℃                      Time:10±1 sec

/ TUBE

Package Type 封装形式	Units 包装数量					Dimension 包装尺寸 (unit: mm <sup>3</sup> )		
	只 套管	套管 盒	只 盒	盒 箱	只 箱	套管	盒	箱
TO-262								