

BRMJD41C

Rev.A Jul.-2023

/ Descriptions

TO-252

NPN

Silicon NPN transistor in a TO-252 Plastic Package.

/ Features

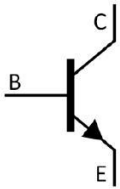
BRMJD 42C

Complement to BRMJD42C, HF product.


/ Applications

Medium power linear switching applications.

/ Equivalent Circuit



/ Pinning



PIN1 Base

PIN 2,4 Collector

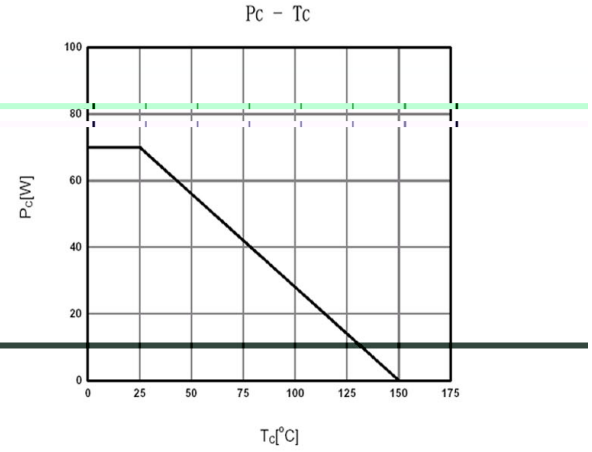
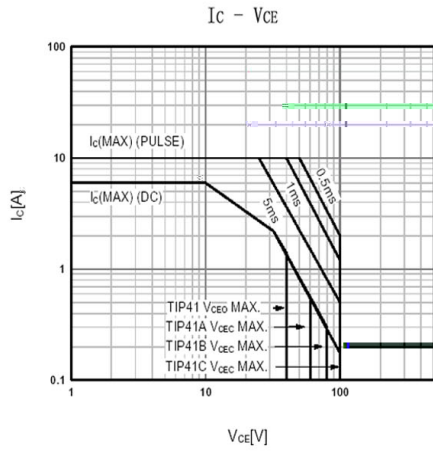
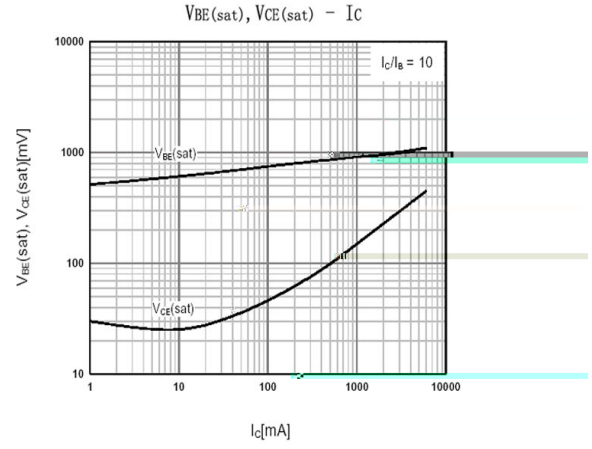
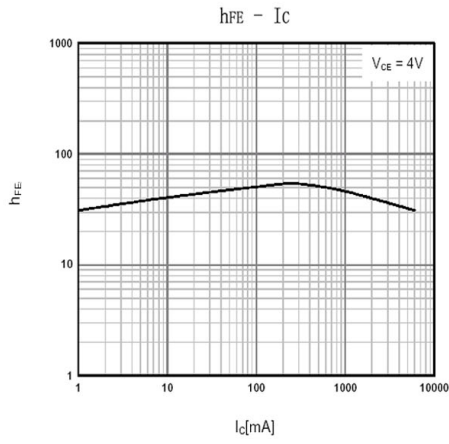
PIN 3 Emitter

/ hFE Classifications & Marking

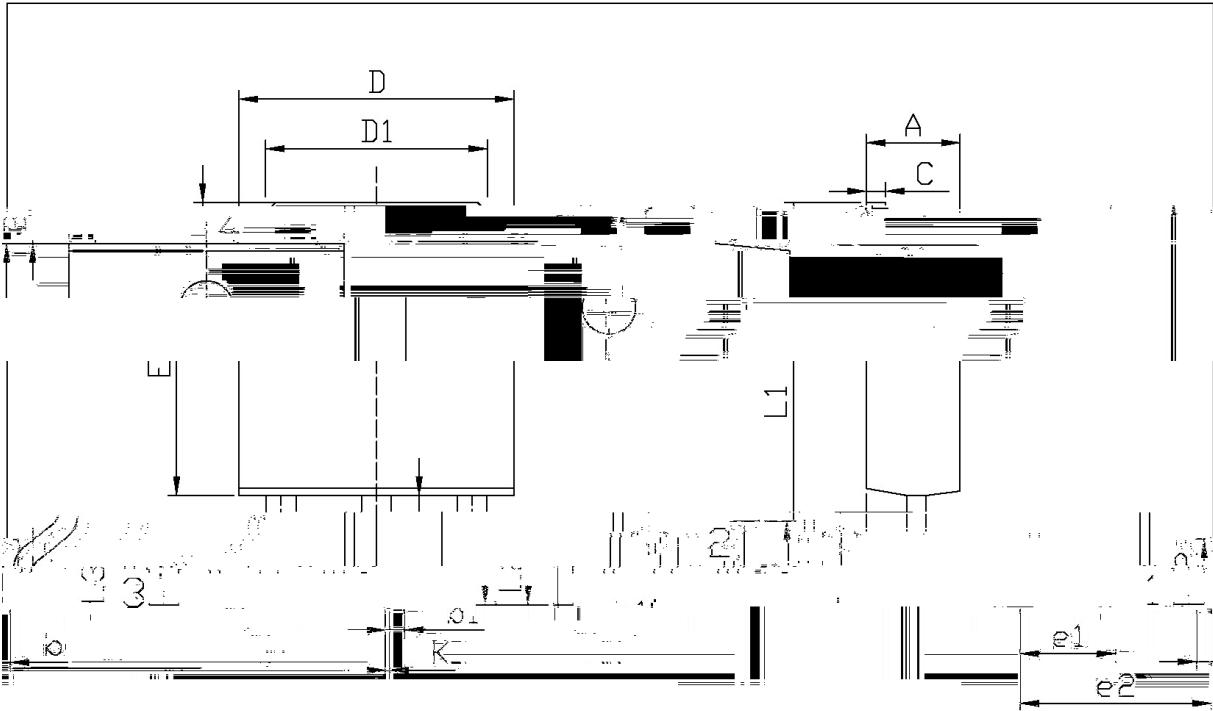
See Marking Instructions.

Parameter	Symbol	Rating	Unit
Collector to Base Voltage	V_{CBO}	100	V
Collector to Emitter Voltage	V_{CEO}	100	V
Emitter to Base Voltage	V_{EBO}	5.0	V

/ Electrical Characteristic Curve



/ Package Dimensions

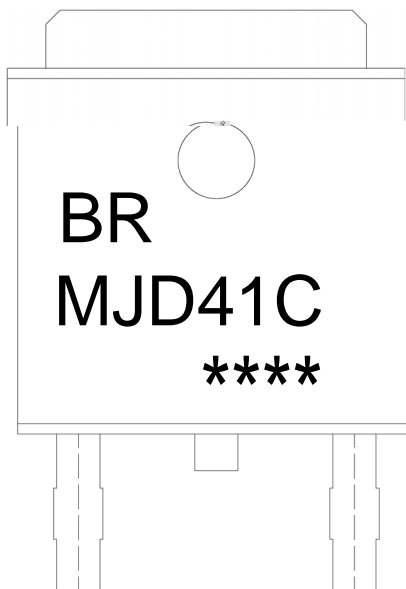


单位: mm

Symbol	Dimensions In Millimeters		Symbol	Dimensions In Millimeters	
	Min	Max		Min	Max
A	2.20	2.40	E	5.95	6.25
B	0.95	1.25	e1	2.24	2.34
b	0.50	0.90	e2	4.43	4.73
b1	0.45	0.55	L1	9.45	9.95
C	0.45	0.55	L2	1.25	1.75
D	6.45	6.75	L3	0.60	0.90
D1	5.10	5.50	K	0.00	0.10

TO-252

/ Marking Instructions



BR

MJD41C

Note:

BR: Company Code

MJD41C: Product Type

****: Lot No. Code, code change with Lot No

BRMJD41C
Rev.A Jul.-2023