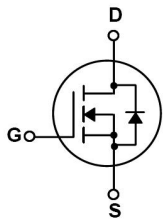


/ Descriptions


/ Features

/ Applications

/ Equivalent Circuit



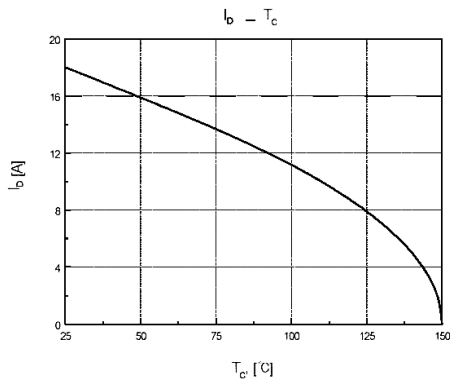
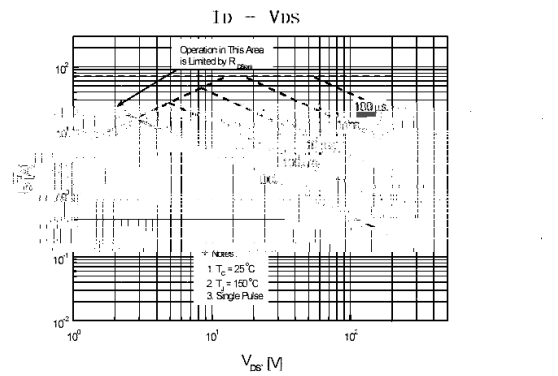
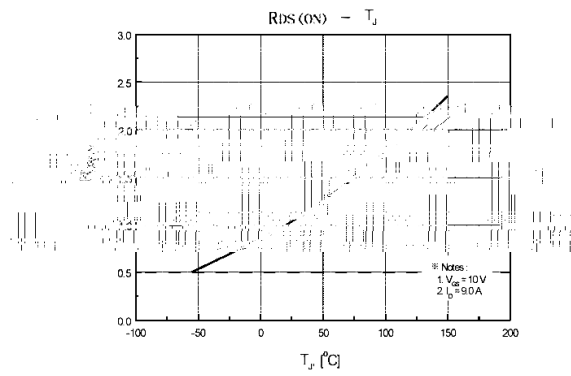
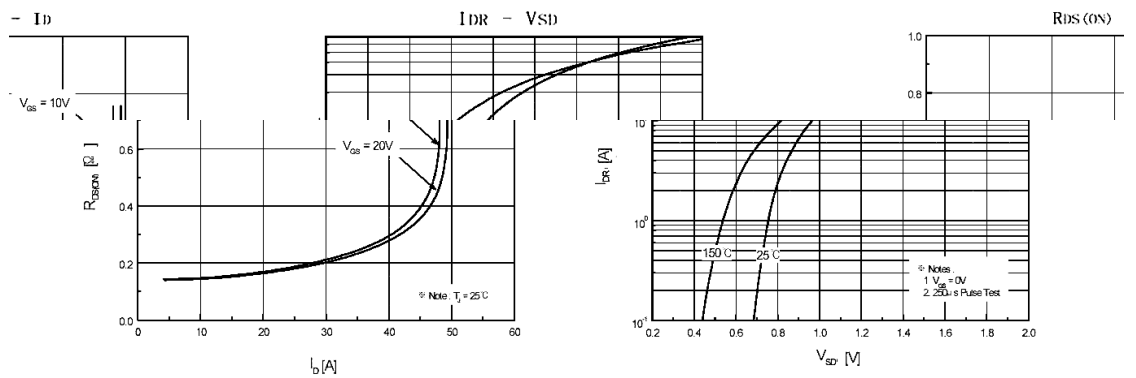
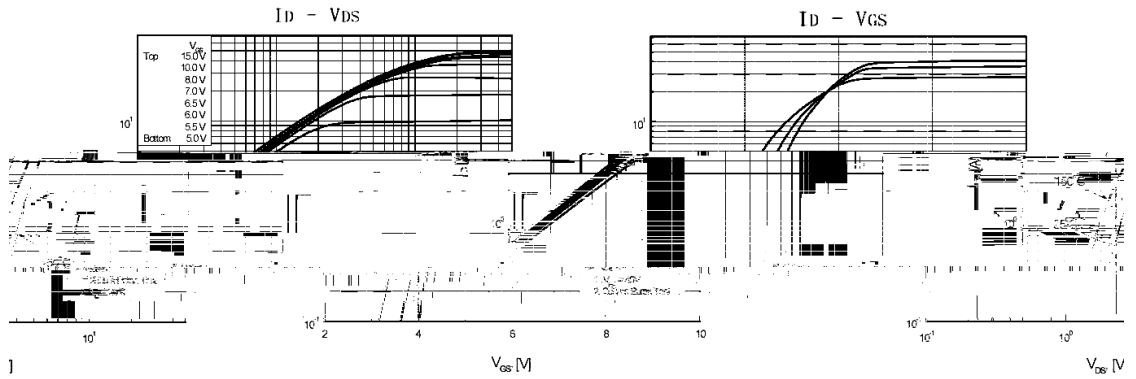
/ Pinning



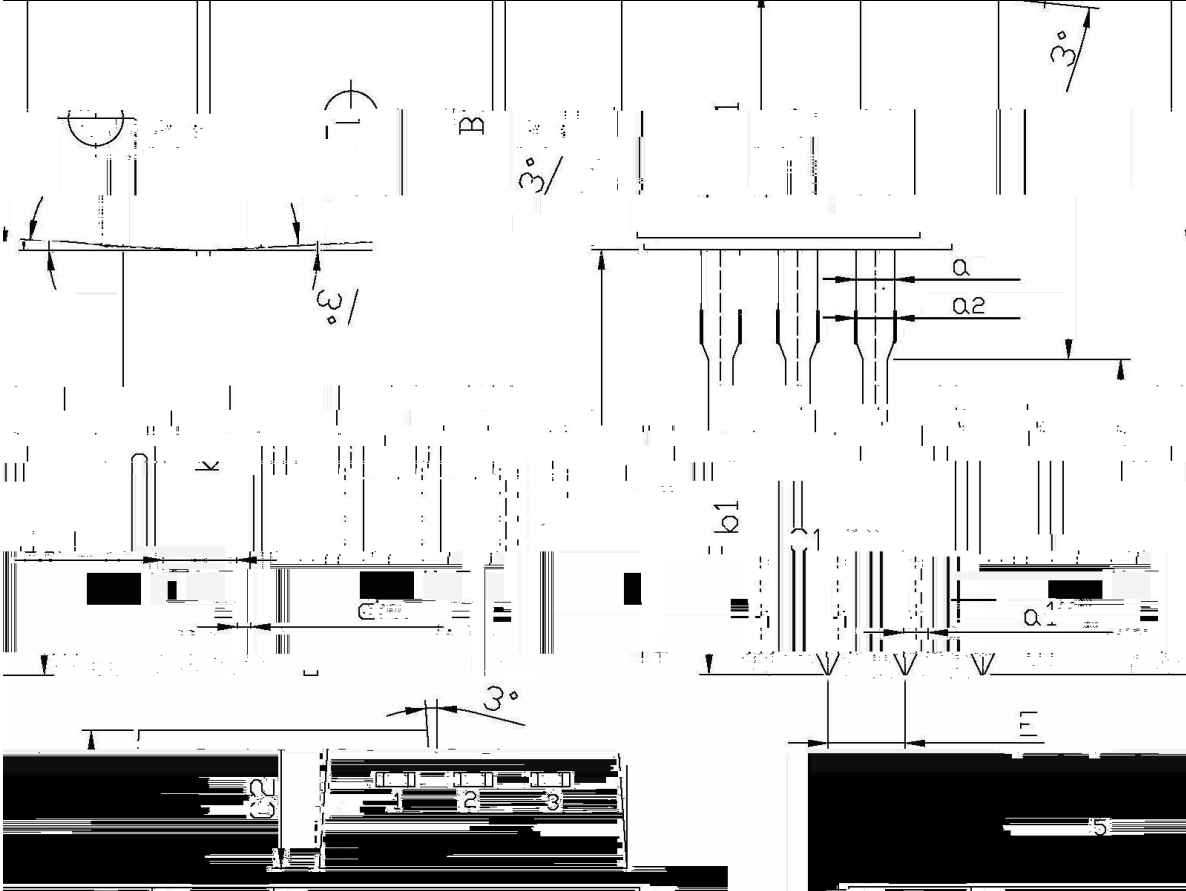
/ h_{FE} Classifications & Marking

		μ				
						μ
						μ
						μ
		μ				

/ Electrical Characteristic Curve

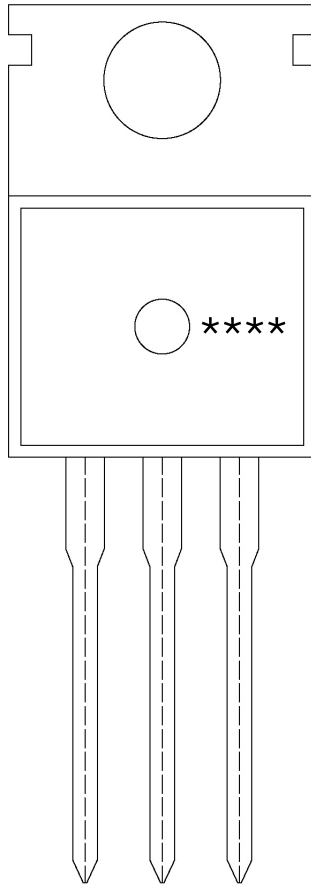


/ Package Dimensions

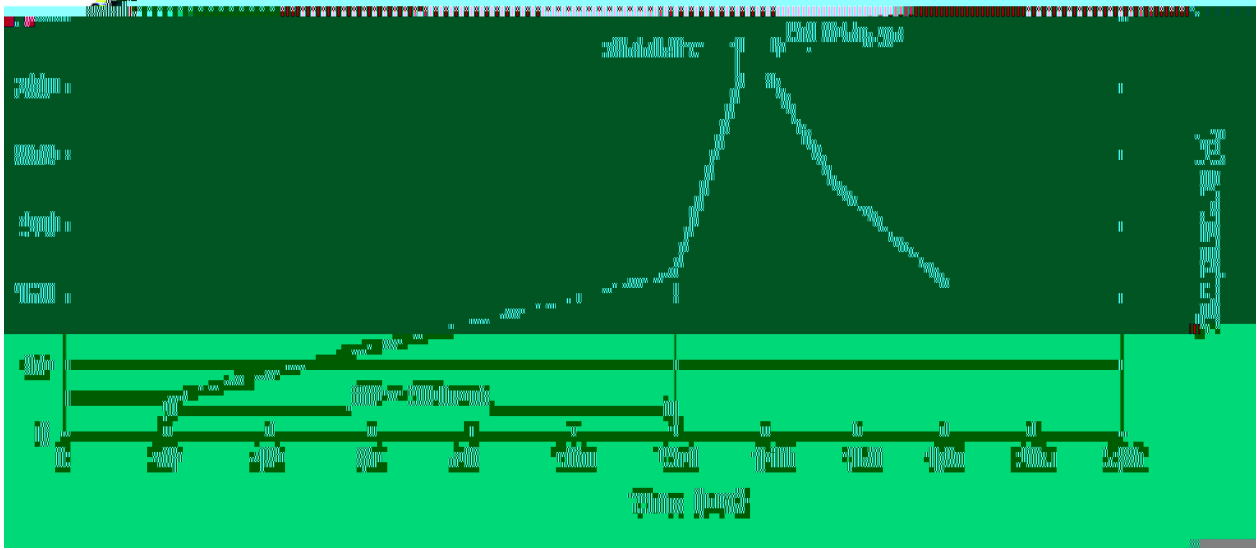


Symbol	Dimensions In: Millimeters		Symbol	Dimensions In: Millimeters	
	Min	Max		Min	Max
Δ	9.8	10.2	C	1.2	1.4
Δ	2.56	3.04	C1	1.63	1.67
4	15.7	16.1	B	9.0	9.4
6	12.6	13.6	C1	2.2	2.4
9	b1	9.6	a1	0.7	0.8
4	0.4	0.6	a	1.32	1.34
4.35	4.7	5.0	E	2.34	2.74
			Q2	1.25	1.45

/ Marking Instructions



() / Temperature Profile for Dip Soldering(Pb-Free)



/ Resistance to Soldering Heat Test Conditions

/ Packaging SPEC.

封装形式	包装数量					包装尺寸 :		
	Units/Bag 只/袋	Bags/Inner Box 袋/盒	Units/Inner Box 只/盒	Inner Boxes/Outer Box 盒/箱	Units/Outer Box 只/箱	Bag 袋	Inner Box 盒	Outer Box 箱
TO-220/F	200	10	2,000	5	10,000	135×190	237×172×102	560×245×195

封装形式	包装数量					包装尺寸 :		
	Units/Tube 只/套管	Tubes/Inner Box 套管/盒	Units/Inner Box 只/盒	Inner Boxes/Outer Box 盒/箱	Units/Outer Box 只/箱	Tube 套管	Inner Box 盒	Outer Box 箱
TO-220/F	50	20	1,000	5	5,000	532×31.4×5.5	555×164×50	575×290×180

/ Notices