

**/ Descriptions**

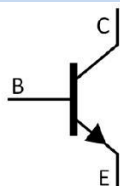
TO-220          NPN

**/ Features**


KSB596

**/ Applications**

**/ Equivalent Circuit**



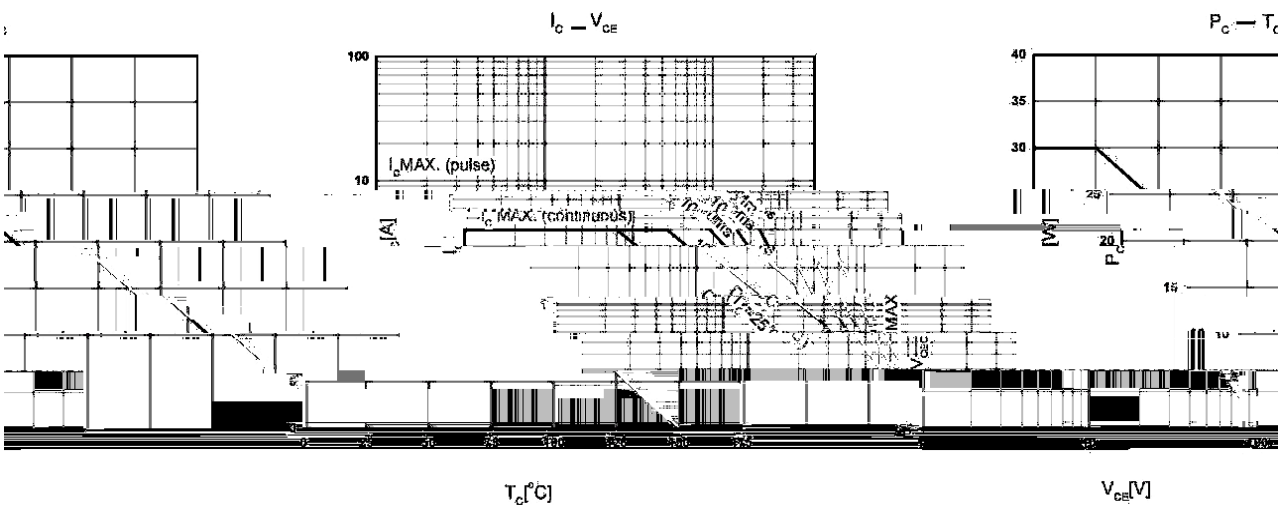
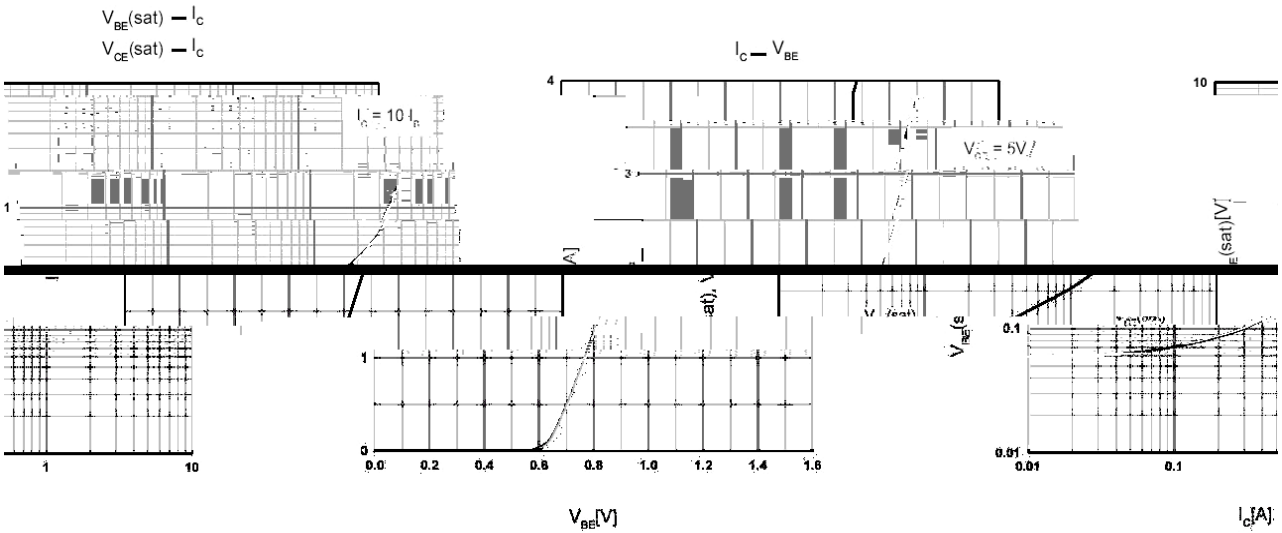
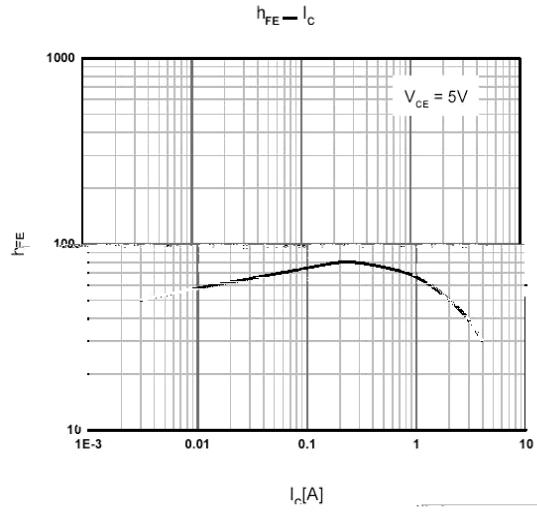
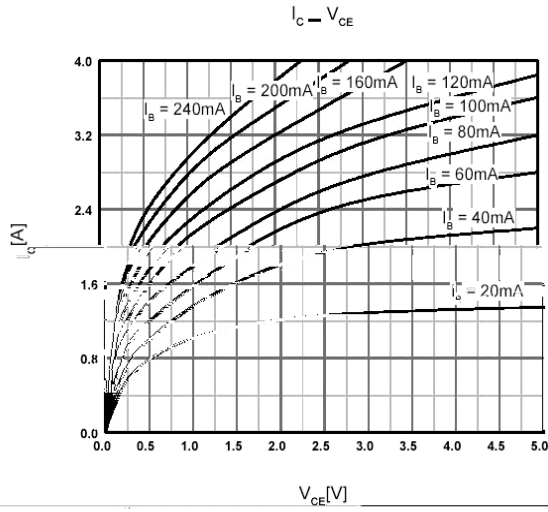
**/ Pinning**



**/ h<sub>FE</sub> Classifications & Marking**

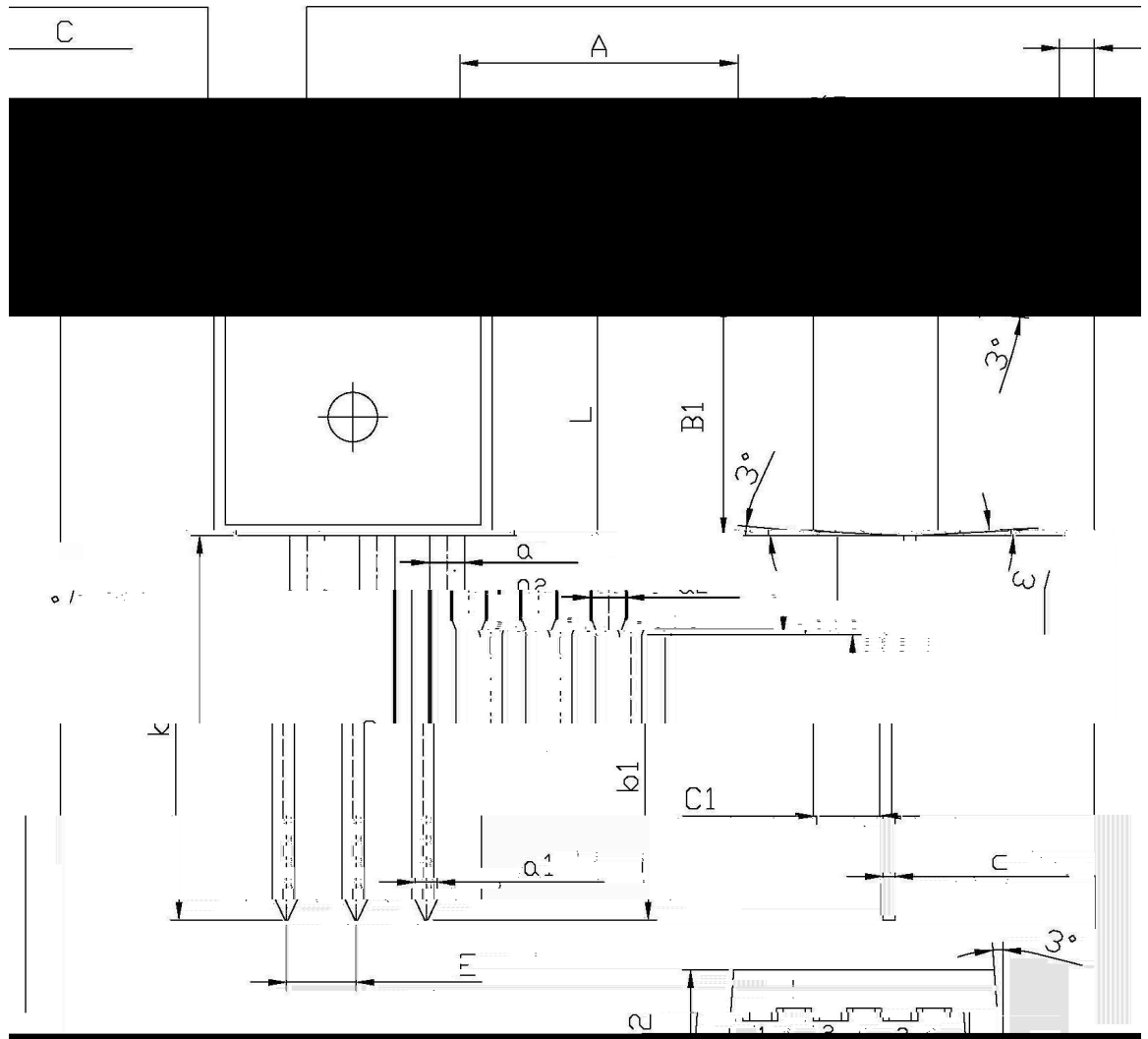



/ Electrical Characteristic Curve



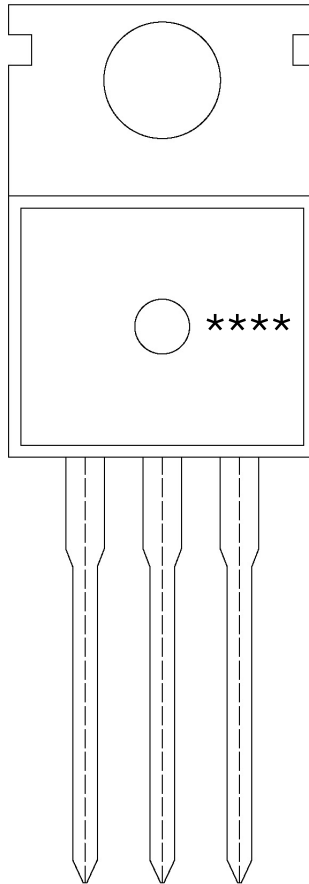
/ Package Dimensions

单位: mm      TO-220      单位:



Symbol	Dimensions in Millimeters		Symbol	Dimensions in Millimeters	
	Min	Max		Min	Max
A	7.8	10.2	C	1.2	1.4
B1	3.56	3.64	B	6.3	6.7
a	1.22	1.32	a1	0.4	0.6
a1	2.34	2.74	C1	0.2	0.4
b1	1.25	1.45	k	0.2	0.4

/ Marking Instructions



BR

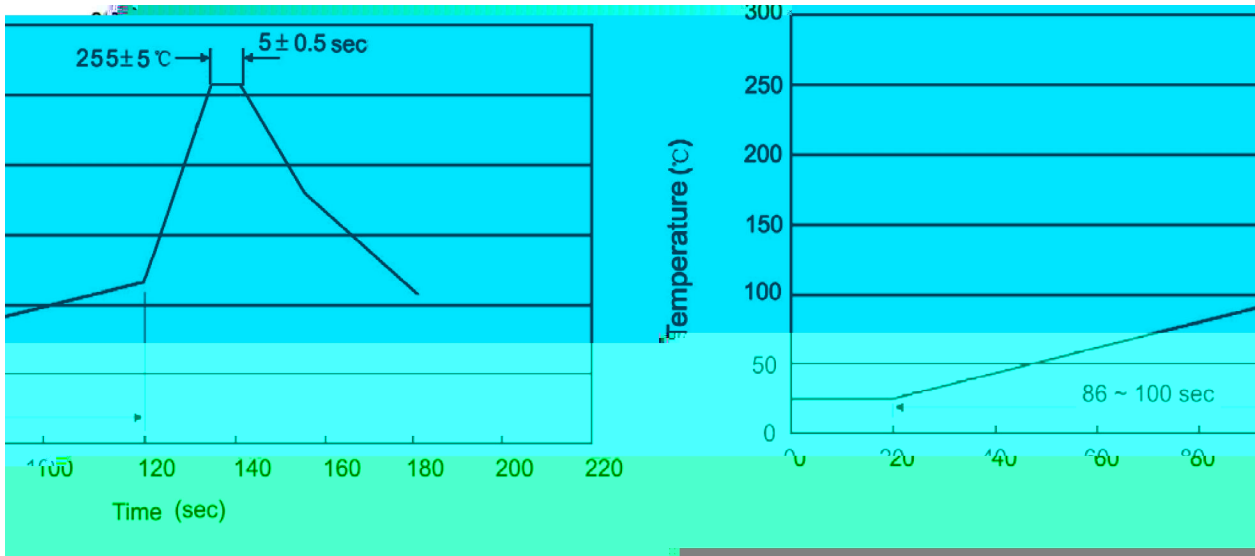
D526

Y:

\*\*\*\*

$h_{FE}$

( ) / Temperature Profile for Dip Soldering(Pb-Free)



± ± ± ±

/ Resistance to Soldering Heat Test Conditions

± ±

/ Packaging SPEC.

封装形式	包装数量					包装尺寸 :		
	Units/Bag 只/袋	Bags/Inner Box 袋/盒	Units/Inner Box 只/盒	Inner Boxes/Outer Box 盒/箱	Units/Outer Box 只/箱	Bag 袋	Inner Box 盒	Outer Box 箱
TO-220/F	200	10	2,000	5	10,000	135×190	237×172×102	560×245×195

封装形式	包装数量					包装尺寸 :		
	Units/Tube 只/套管	Tubes/Inner Box 套管/盒	Units/Inner Box 只/盒	Inner Boxes/Outer Box 盒/箱	Units/Outer Box 只/箱	Tube 套管	Inner Box 盒	Outer Box 箱
TO-220/F	50	20	1,000	5	5,000	532×31.4×5.5	555×164×50	575×290×180

/ Notices