

/ Descriptions

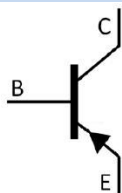
SOT-23 PNP

/ Features


, , KSC3265

/ Applications

/ Equivalent Circuit



/ Pinning



/ h_{FE} Classifications & Marking

| | | |
|--|--|--|
| | | |
| | | |
| | | |

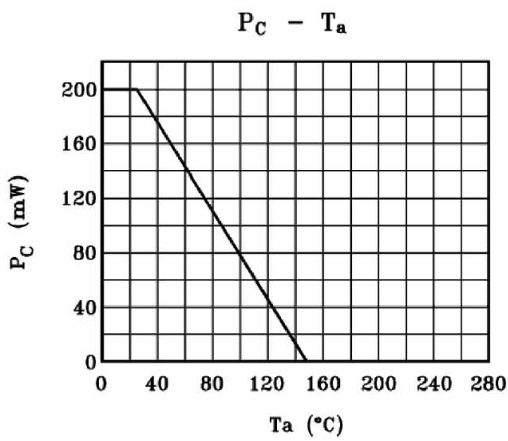
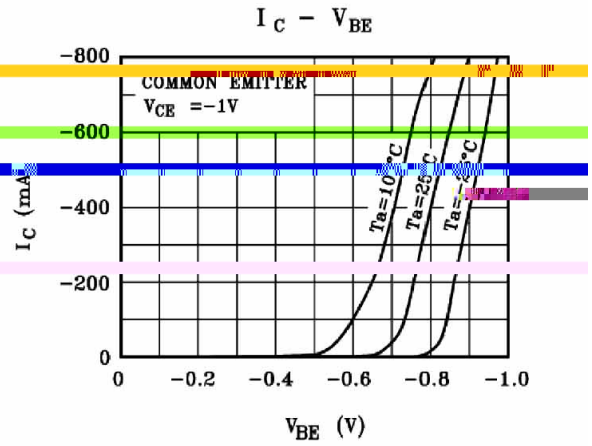
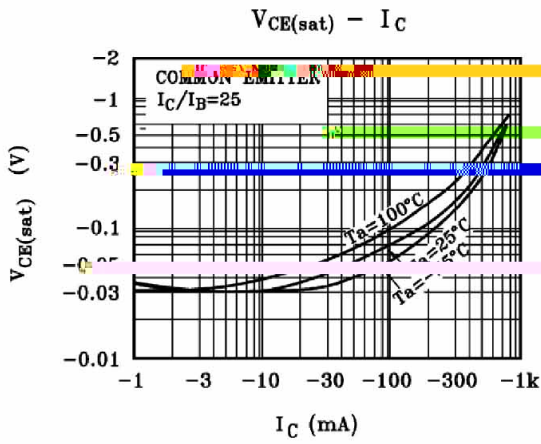
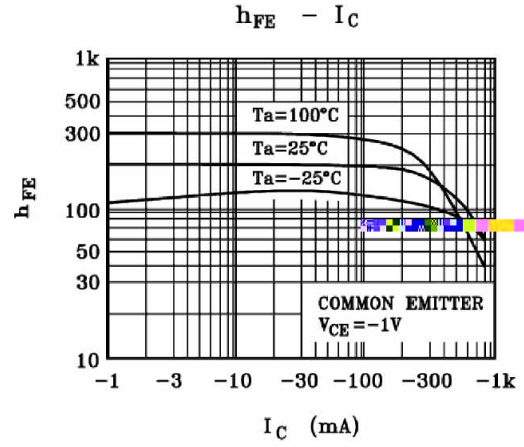
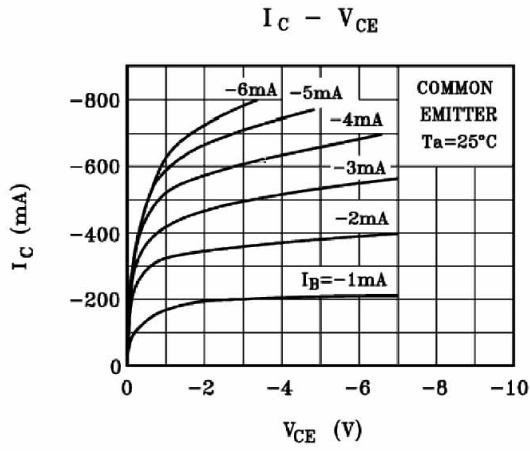
/ Absolute Maximum Ratings(Ta=25)

| | | | |
|--|--|--|--|
| | | | |
| | | | |
| | | | |
| | | | |
| | | | |
| | | | |
| | | | |
| | | | |
| | | | |

/ Electrical Characteristics(Ta=25)

| | | | | | | |
|--|--|--|--|--|--|---|
| | | | | | | |
| | | | | | | |
| | | | | | | |
| | | | | | | 1 |
| | | | | | | 1 |
| | | | | | | |
| | | | | | | |
| | | | | | | |
| | | | | | | |
| | | | | | | |

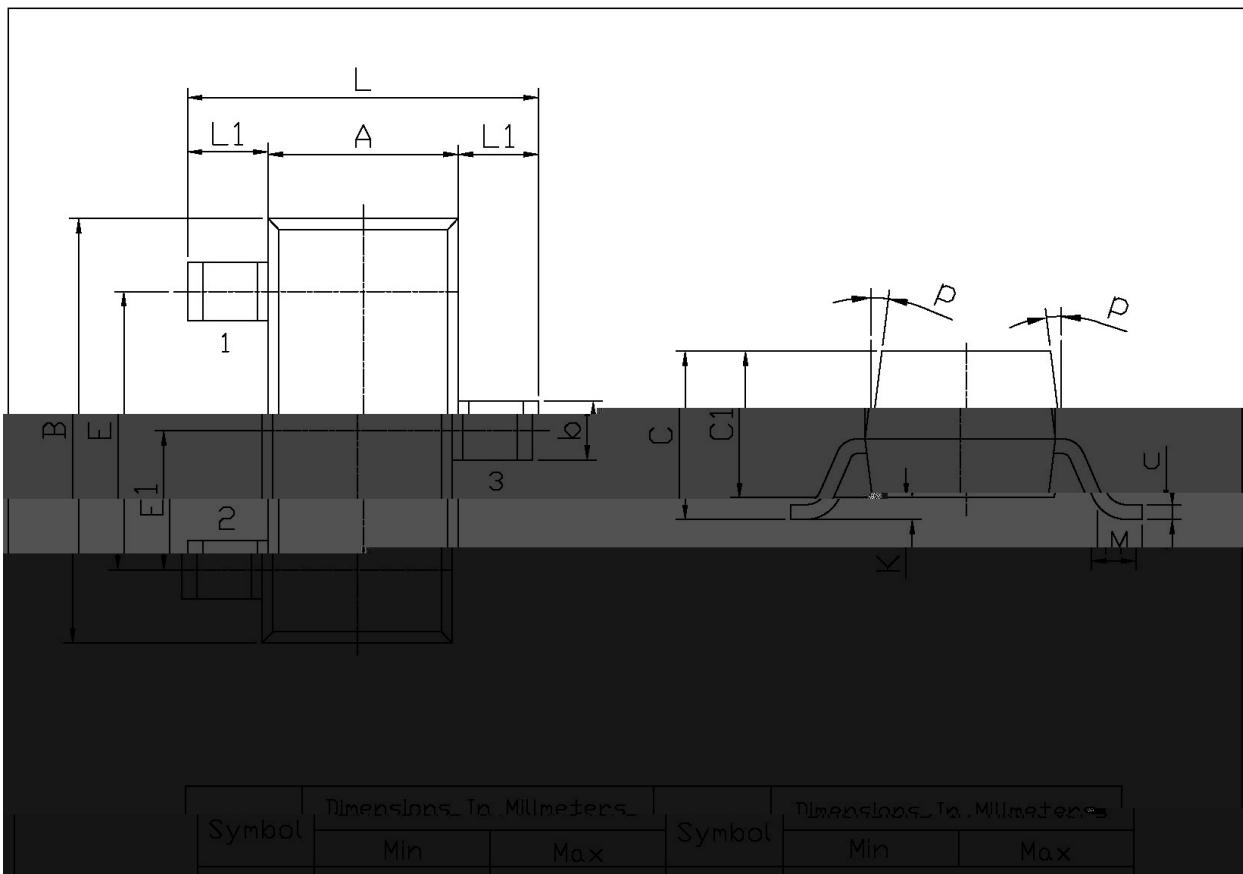
/ Electrical Characteristic Curve



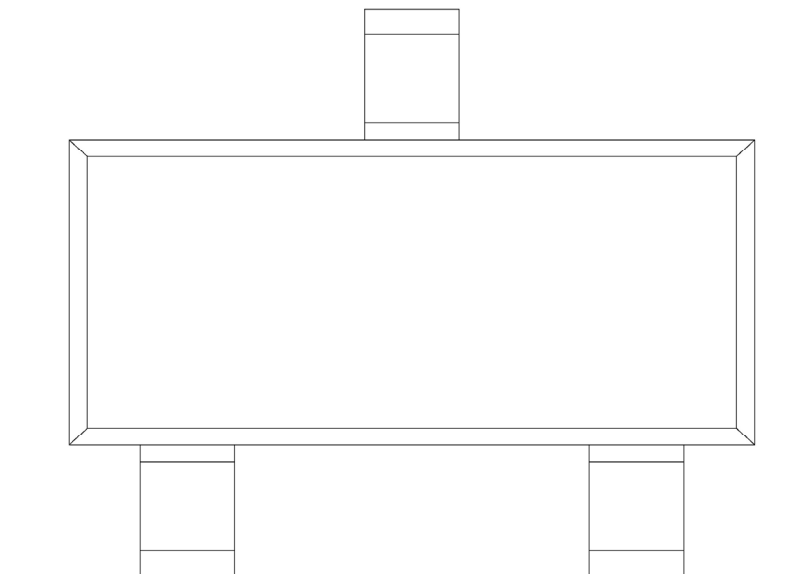
/ Package Dimensions

SOT-23

单位: mm



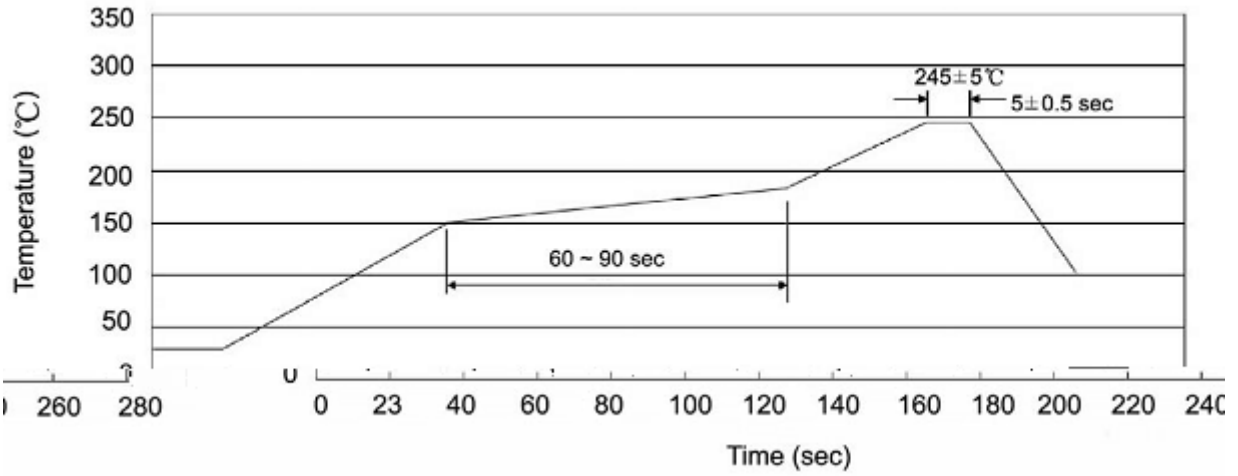
/ Marking Instructions



H

H

() /



± ± ± ±

/ Resistance to Soldering Heat Test Conditions

± ± ± ±

/ Packaging SPEC.

| | Units/Reel / | Reels/Inner Box / | Units/Inner Box / | Inner Boxes/Outer Box / | Units/Outer Box / | Reel | Inner Box | Outer Box |
|--------|-----------------|----------------------|----------------------|----------------------------|----------------------|------|-------------|-------------|
| SOT-23 | 3,000 | 10 | 30,000 | 6 | 180,000 | 7 ×8 | 180×120×180 | 390×385×205 |

/ Notices