

/ Descriptions

TO-220F

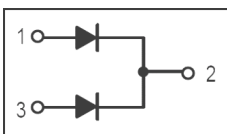
/ Features

/ Applications


OR-ing

DC-DC

/ Equivalent Circuit



/ Pinning



/ h_{FE} Classifications & Marking

/ Absolute Maximum Ratings(Ta=25)

		×	
	θ		°C
			°C

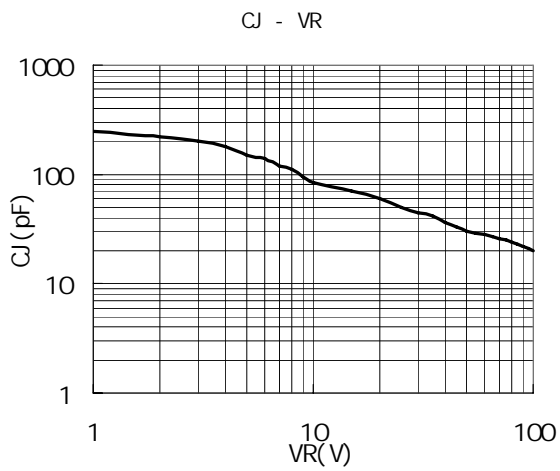
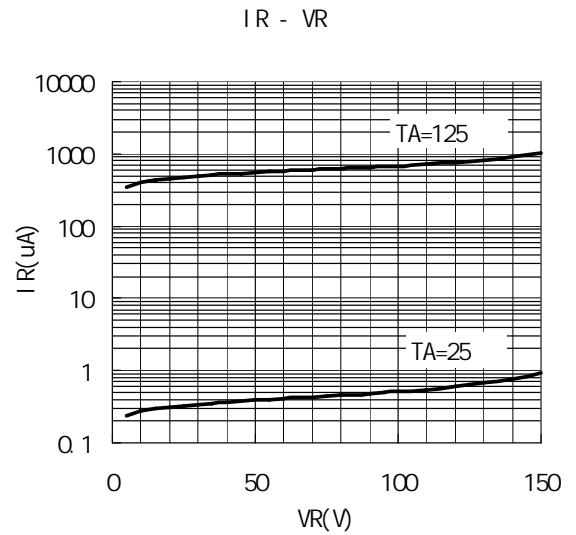
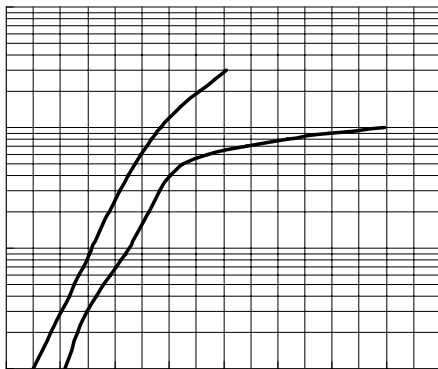
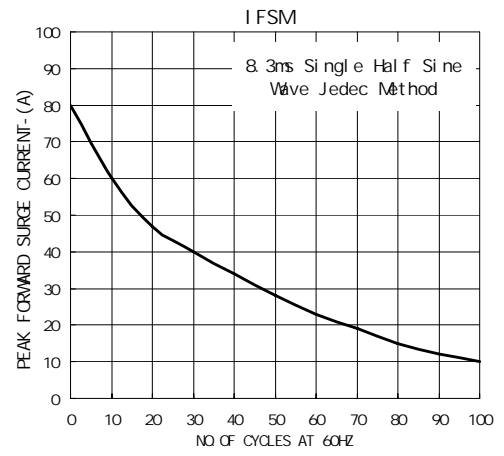
/ Electrical Characteristics(Ta=25)

		°C				
		°C				
		°C				
		°C				
		°C				
		°C				μ
		°C				

/Notes

- 1.
- 2.

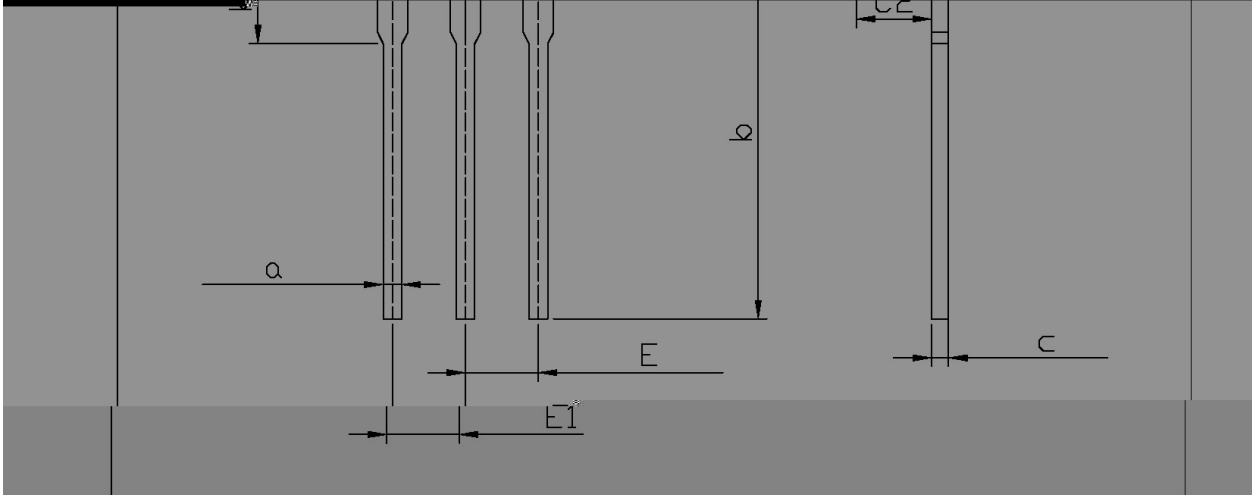
/ Electrical Characteristic Curve



/ Package Dimensions

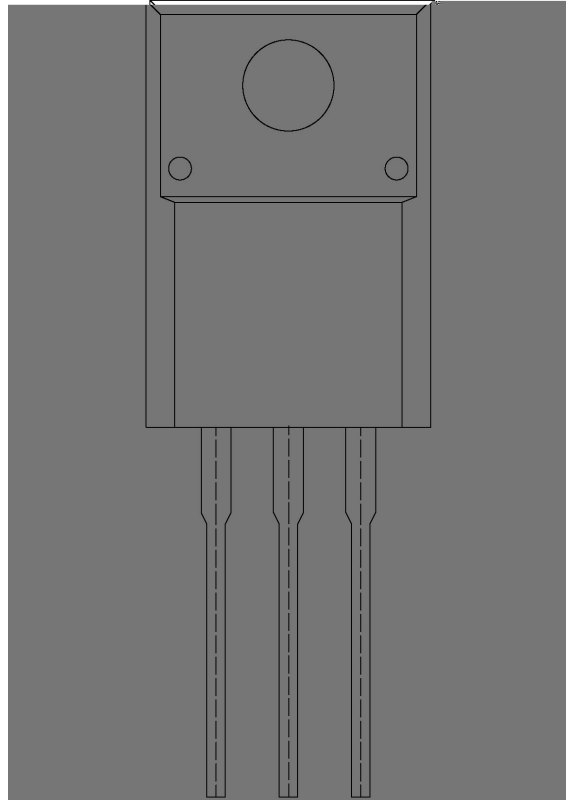
TO-220F

单位: mm




Symbol	Dimensions In Millimeters		Symbol	Dimensions In Millimeters	
	Min	Max		Min	Max
C	4.3	4.7	b1	2.9	3.9
A	9.7	10.3	a	0.55	0.75

/ Marking Instructions



BR
LV10150
F:
CT:

() / Temperature Profile for Dip Soldering(Pb-Free)



± ± ± ±

/ Resistance to Soldering Heat Test Conditions

± ± °C

/ Packaging SPEC.

						Bag	Inner Box	Outer Box
	Units/Bag /	Bags/Inner Box /	Units/Inner Box /	Inner Boxes/Outer Box /	Units/Outer Box /			
TO-220/F	200	10	2,000	5	10,000	135×190	237×172×102	560×245×195

						Tube	Inner Box	Outer Box
	Units/Tube /	Tubes/Inner Box /	Units/Inner Box /	Inner Boxes/Outer Box /	Units/Outer Box /			
TO-220/F	50	20	1,000	5	5,000	532×31.4×5.5	555×164×50	575×290×180

/ Notices