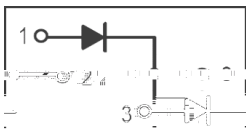


## / Descriptions


## / Features

## / Applications

## / Equivalent Circuit



## / Pinning



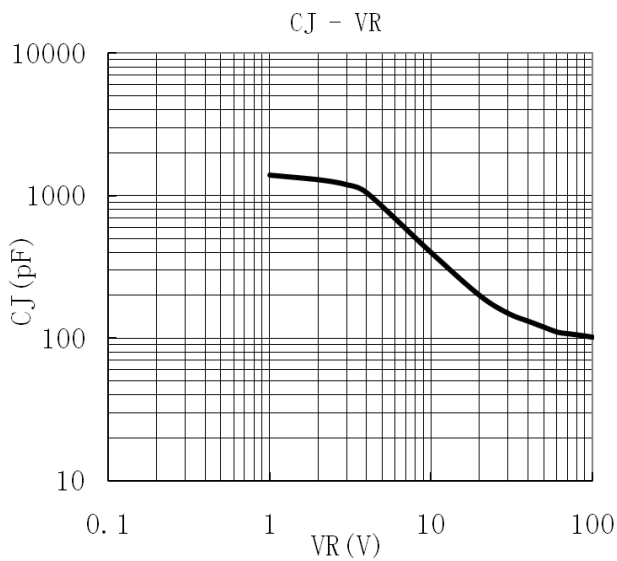
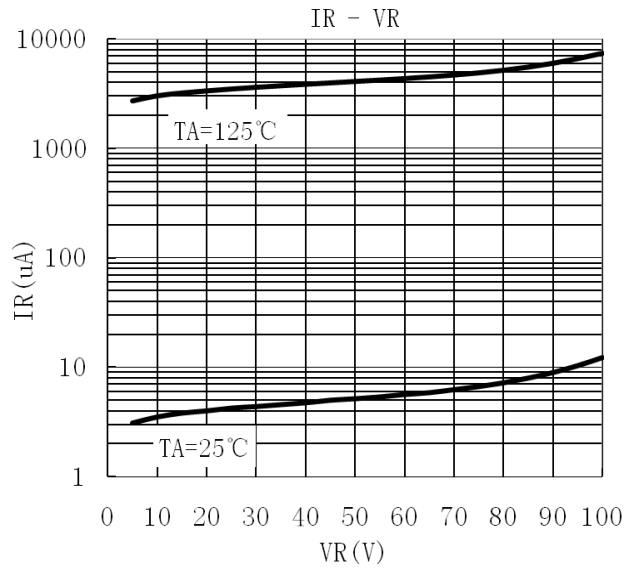
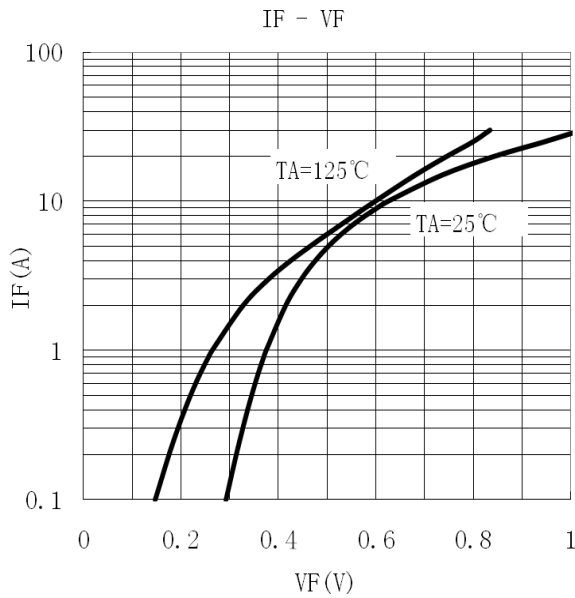
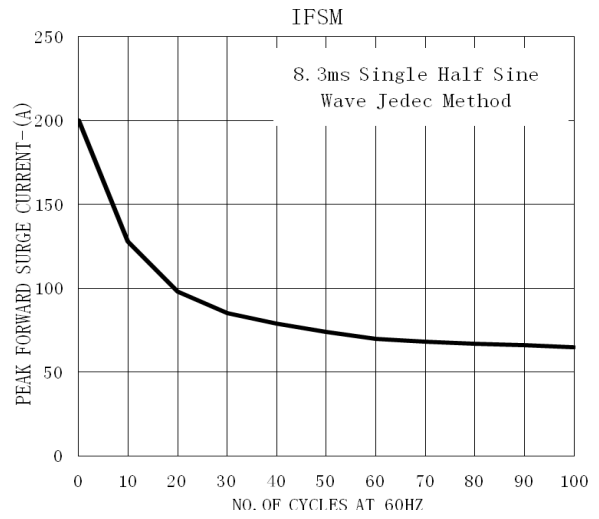

## / $h_{FE}$ Classifications & Marking

**/ Absolute Maximum Ratings(Ta=25 )**


**/ Electrical Characteristics(Ta=25 )**

						μ

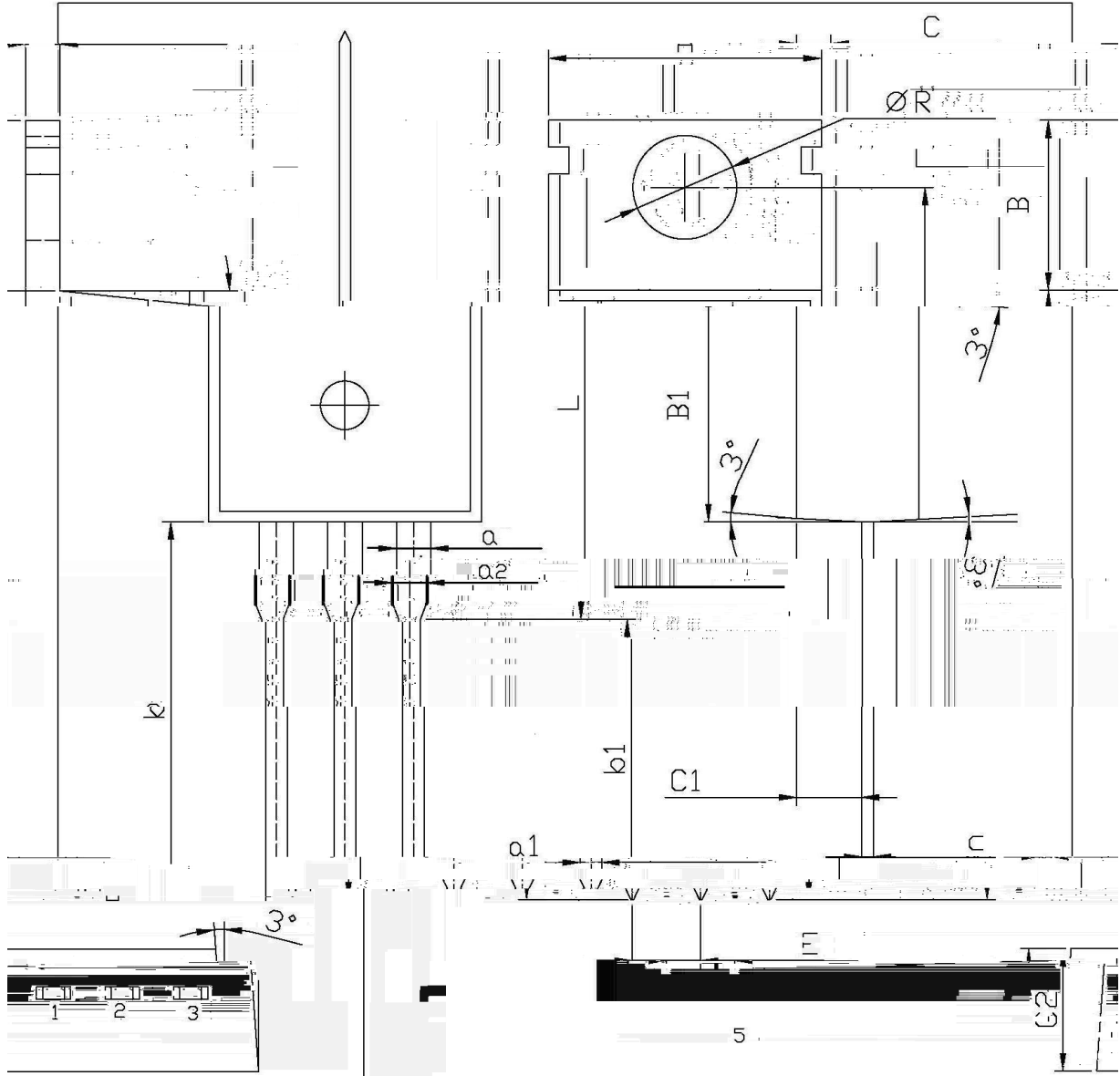
/ Electrical Characteristic Curve



/ Package Dimensions

TO-220

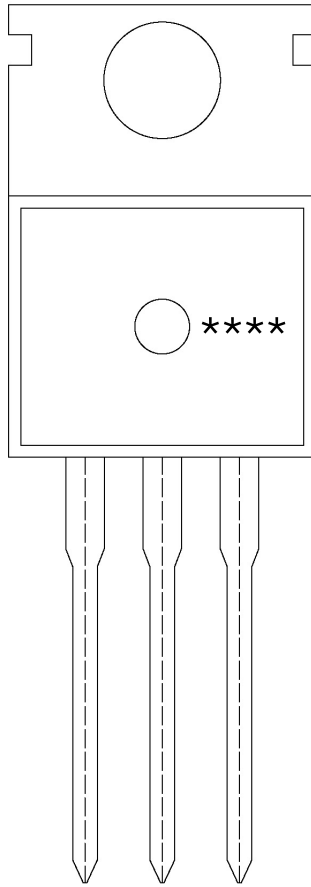
单位: mm



Dimensions in Millimeters

Symbol	Min	Max	Symbol	Min	Max
A	9.8	10.2	C	1.2	1.4
R	3.56	3.64	B	6.3	6.7
L	15.7	16.1	B1	9.0	9.4
b	12.6	13.6	C1	2.2	2.6
a	2.2	2.74	a1	1.32	1.45
b1	2.34	2.74	c	0.4	0.4
a2	1.25	1.45			

/ Marking Instructions



( ) / Temperature Profile for Dip Soldering(Pb-Free)



/ Resistance to Soldering Heat Test Conditions

/ Packaging SPEC.

						Bag	Inner Box	Outer Box
	Units/Bag /	Bags/Inner Box /	Units/Inner Box /	Inner Boxes/Outer Box /	Units/Outer Box /			
TO-220/F	200	10	2,000	5	10,000	135×190	237×172×102	560×245×195

						Tube	Inner Box	Outer Box
	Units/Tube /	Tubes/Inner Box /	Units/Inner Box /	Inner Boxes/Outer Box /	Units/Outer Box /			
TO-220/F	50	20	1,000	5	5,000	532×31.4×5.5	555×164×50	575×290×180

/ Notices