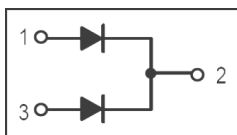


/ Descriptions


/ Features

/ Applications

/ Equivalent Circuit



/ Pinning



/ h_{FE} Classifications & Marking


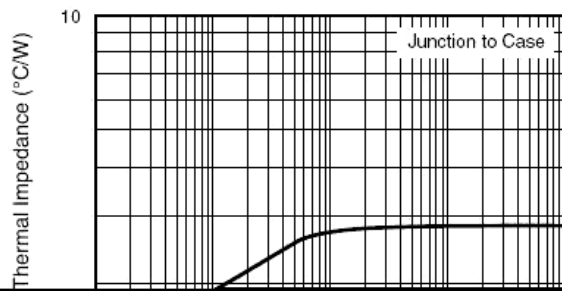
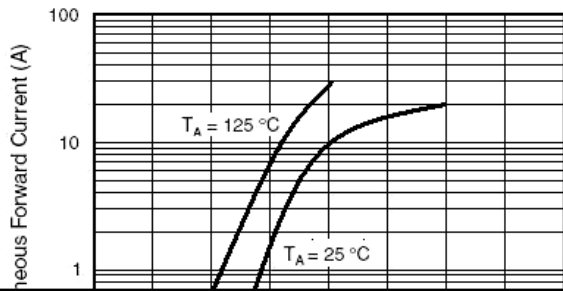
/ Absolute Maximum Ratings(Ta=25)

		×	

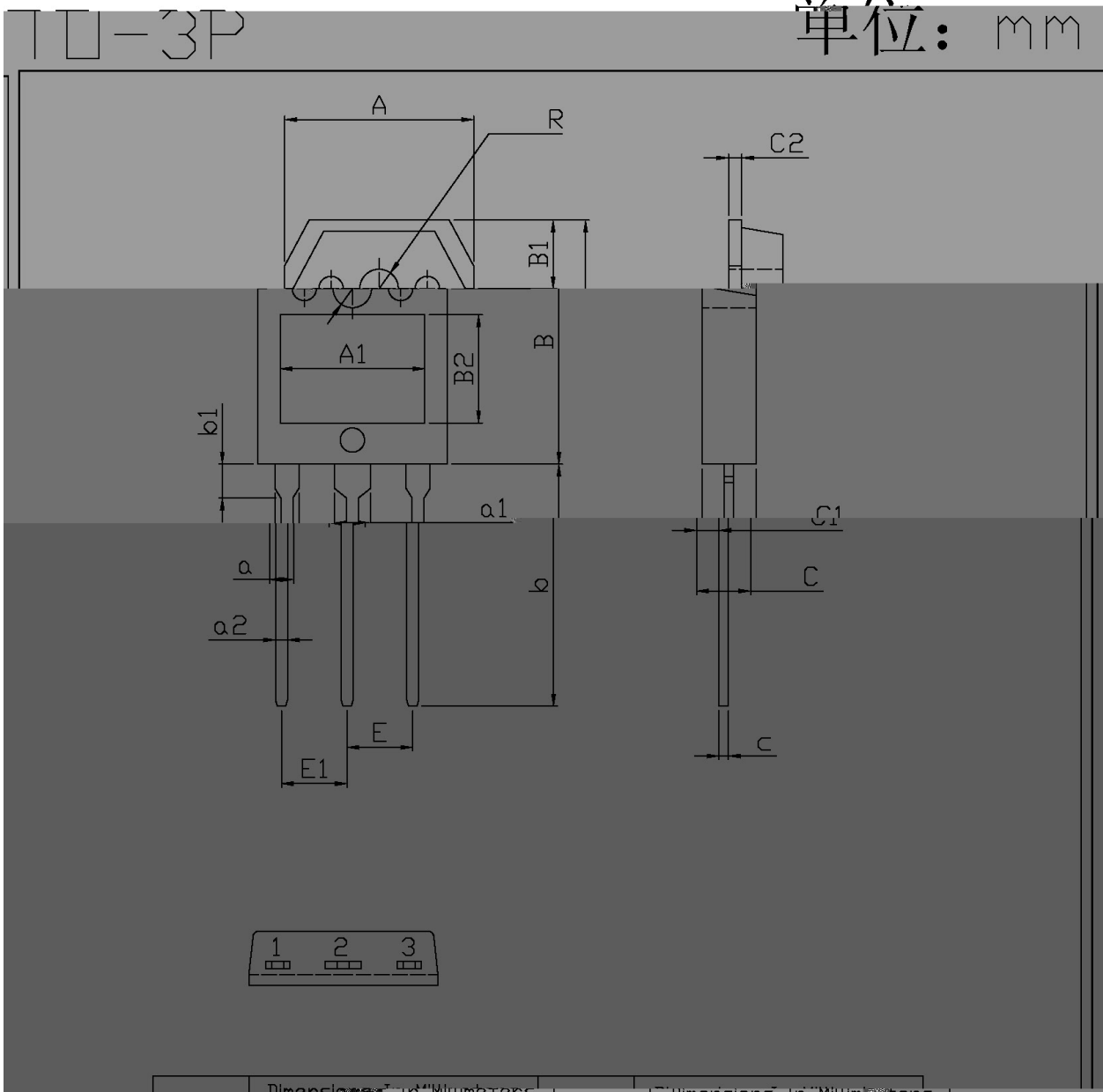
/ Electrical Characteristics(Ta=25)

						μ

/ Electrical Characteristic Curve

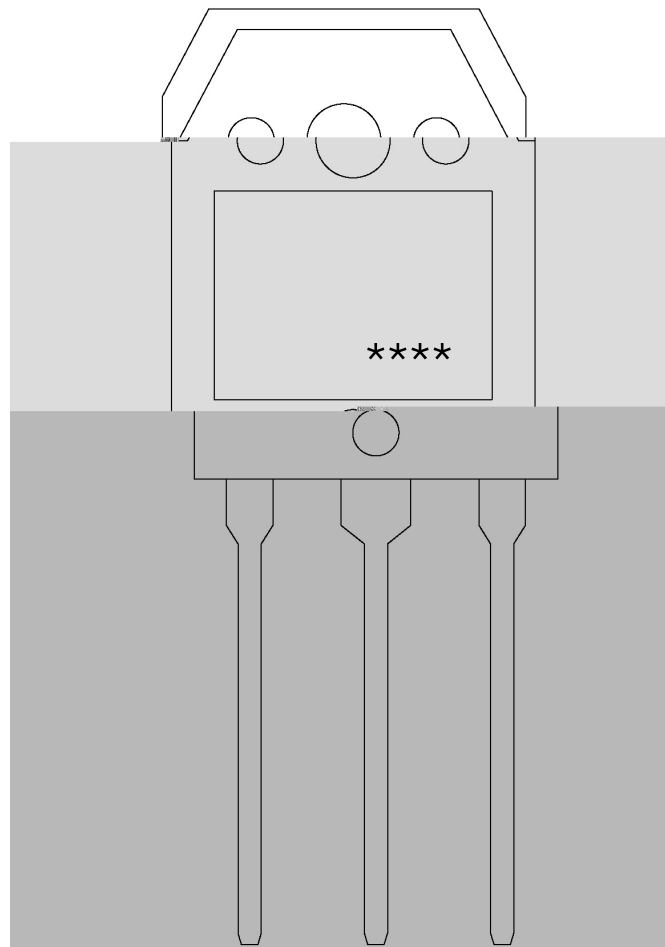


/ Package Dimensions

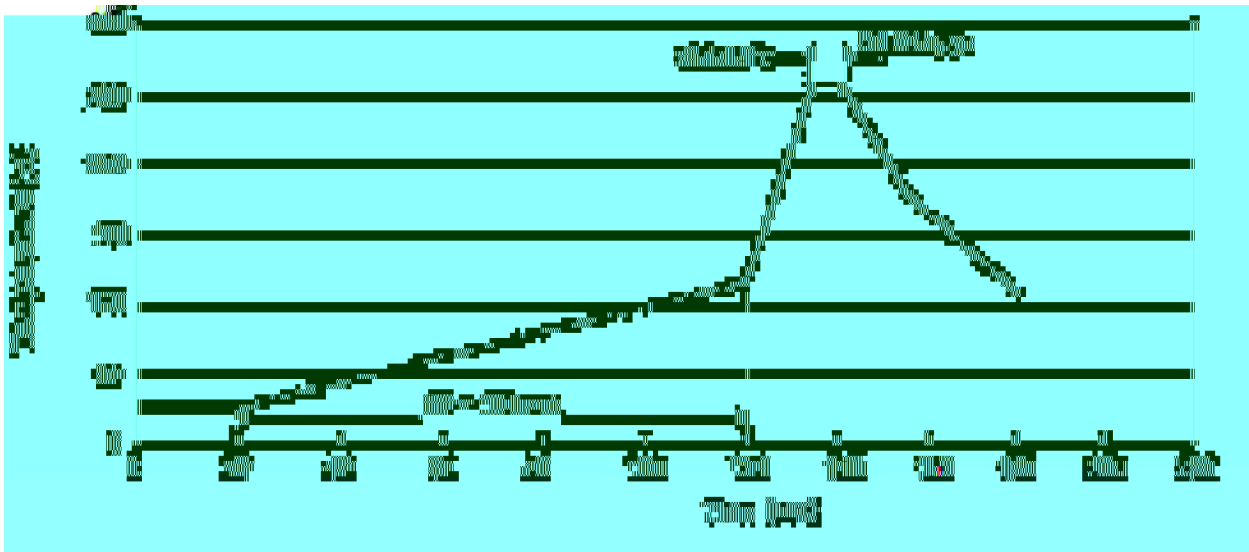


Symbol	Dimensions in Millimeters		Symbol	Dimensions in Millimeters	
	Min	Max		Min	Max
A	15.4	16.0	a2	0.8	1.2
R	3.1	3.5	E	5.45	
B	19.8	20.8	E1	5.45	
B1	5.5	5.9	C	4.3	4.7
B2	9.0		C1	1.2	1.6
A1	12.0		C2	1.4	1.6
b	19.8	20.6	c	0.5	0.7
b1	3.0	3.4			
a	1.8	2.2			

/ Marking Instructions



() / Temperature Profile for Dip Soldering(Pb-Free)



/ Resistance to Soldering Heat Test Conditions

/ Packaging SPEC.

封装形式	包装数量					包装尺寸 :		
	Units/Tube 只/套管	Tubes/Inner Box 套管/盒	Units/Inner Box 只/盒	Inner Boxes/Outer Box 盒/箱	Units/Outer Box 只/箱	Tube 套管	Inner Box 盒	Outer Box 箱
TO-3P	30	15	450	5	2250	497.5×46×8	555×164×50	575×290×180

/ Notices