

/ Descriptions

TO-220

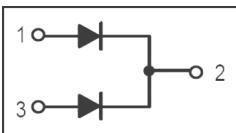
/ Features

/ Applications


OR-ing

DC-DC

/ Equivalent Circuit



/ Pinning



/ h_{FE} Classifications & Marking

/ Absolute Maximum Ratings(Ta=25)

| | | | |
|--|----------|---|--|
| | | | |
| | | | |
| | | | |
| | | | |
| | | | |
| | θ | | |
| | | ~ | |

/ Electrical Characteristics(Ta=25)

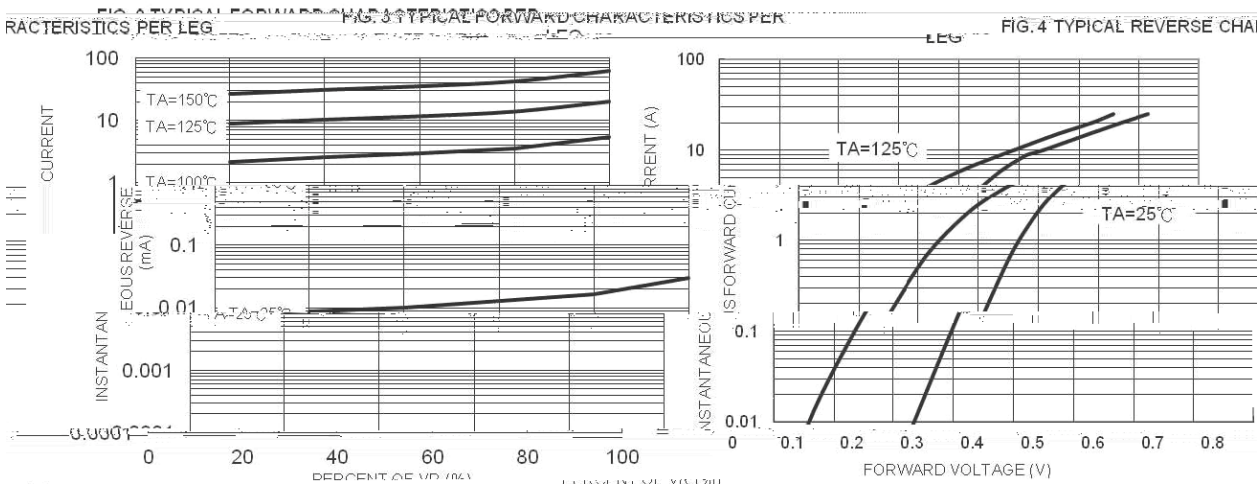
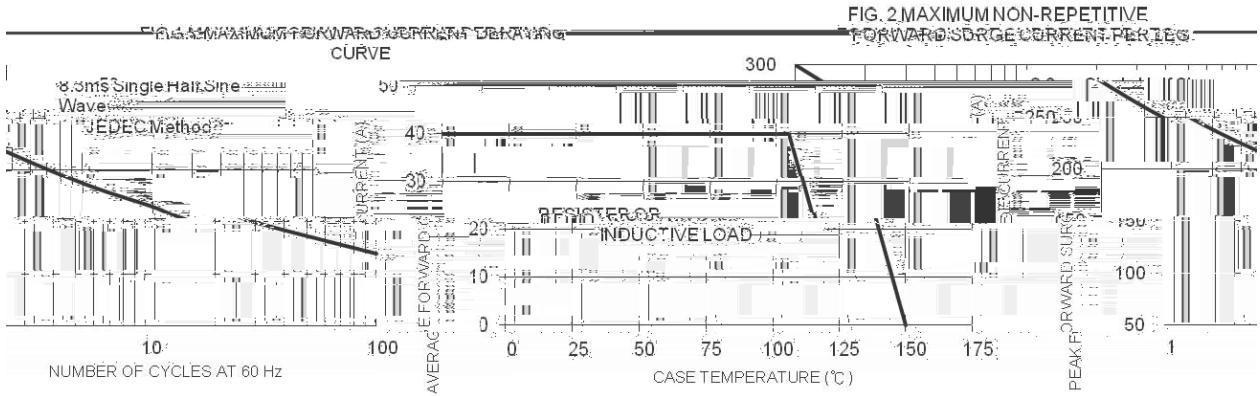
| | | | | | | |
|--|-----|--|--|--|--|-------|
| | | | | | | |
| | | | | | | |
| | | | | | | |
| | | | | | | |
| | | | | | | |
| | | | | | | |
| | | | | | | |
| | | | | | | |
| | () | | | | | μ |
| | | | | | | |

:

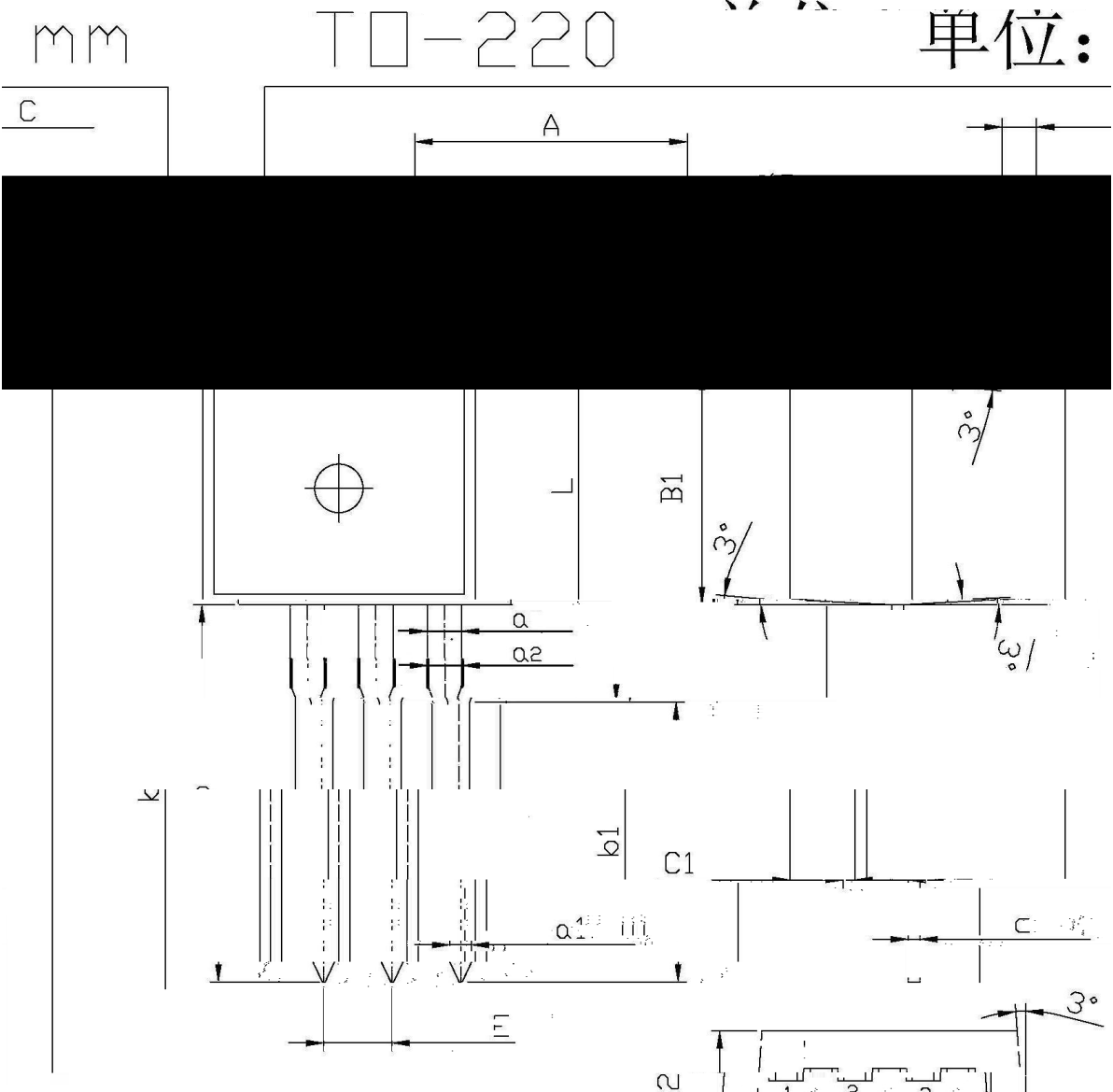
。

。

/ Electrical Characteristic Curve

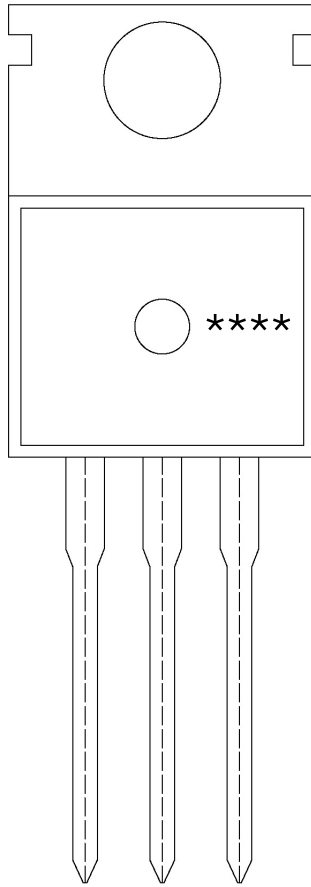


/ Package Dimensions



| Symbol | Dimensions in milimeters | | Symbol | Dimensions in millimeters | |
|--------|--------------------------|------|--------|---------------------------|------|
| | Min | Max | | Min | Max |
| A | 9.8 | 10.2 | C | 1.2 | 1.4 |
| B1 | 9.0 | 9.4 | B | 6.3 | 6.7 |
| C1 | 2.2 | 2.6 | L1 | 15.7 | 16.1 |
| C2 | 4.3 | 4.7 | b | 12.6 | 13.0 |
| a | 1.22 | 1.32 | h1 | 10.9 | 11.3 |
| E | 2.34 | 2.74 | a1 | 0.96 | 1.00 |
| Q2 | 1.25 | 1.45 | | | |

/ Marking Instructions

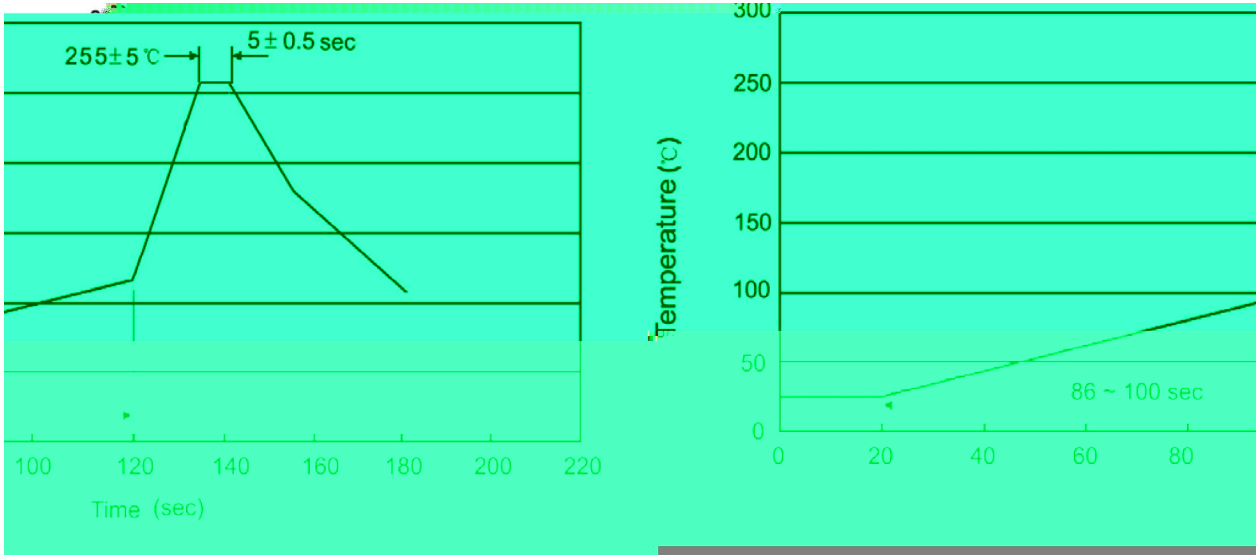


BR

LV40100

CT:

() / Temperature Profile for Dip Soldering(Pb-Free)



± ± ± ±

/ Resistance to Soldering Heat Test Conditions

± ±

/ Packaging SPEC.

| 封装形式 | Units/Bag 只/袋 | Bags/Inner Box 袋/盒 | Units/Inner Box 只/盒 | 包装数量 | 包装尺寸 |
|------|------------------|-----------------------|------------------------|---|------|
| | | | | Inn94400072#3e30a700@217.1600X0.967.167.167-/480u7.16e0@9.46 6 7.44 re37636.48 0 06.386.48 247.74 290.9603 T6hT031036.1 | |