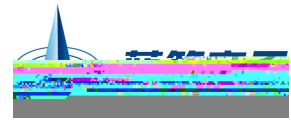


M20A

Rev.B Jun.-2021



DATA SHEET

描述 / Descriptions

HI J : K 5 L M N C O P Q R S 2000V C T P Q 5 S 1.0A C SMA U : V
Surface Mount General Purpose Silicon Rectifiers, Reverse Voltage S 2000V, Forward Current: 1.0A, SMA package.

特征 / Features

WX Y Z [\ C] ^ _ ` a b RoHS c d 2011/65/EU C e f HI J : V] g h i V
Glass Passivated Chip Junction, Lead free in comply with EU RoHS 2011/65/EU directives, For surface mounted applications. HF product.

用途 / Applications

j k f l .
General purpose.

内部等效电路 / Equivalent Circuit

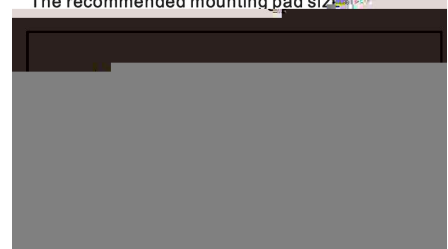


引脚排列 / Pinning



PIN	DESCRIPTION
1	Cathode
2	Anode

The recommended mounting pad size



印章代码 / Marking

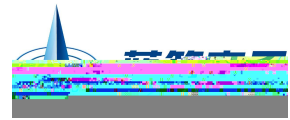
m n o p q V See Marking Instructions.

参数 Parameter	符号 Symbol	数值 Rating	单位 Unit
Maximum Repetitive Peak Reverse Voltage	V_{RRM}	2000	V
Maximum Average Forward Rectified Current at $T_C = 100\text{ }^\circ\text{C}$	$I_{F(AV)}$	1.0	A
Peak Forward Surge Current 8.3 ms Single Half Sine Wave Superimposed on Rated Load(JEDEC Method)	I_{FSM}	30	A
Typical Junction Capacitance ¹⁾	C_j	20	pF
Typical Thermal Resistance ²⁾	R_{JA}	95	$^\circ\text{C/W}$
Operating and Storage Temperature Range	T_j, T_{stg}	-55~+150	$^\circ\text{C}$

Note:

- 1) Measured at 1 MHz and applied reverse voltage of 4 V D.C
- 2) P.C.B. mounted with 0.2 X 0.2" (5 X 5 mm) copper pad areas.

参数 Parameter	符号 Symbol	测试条件 Test Condition	+
-----------------	--------------	------------------------	---



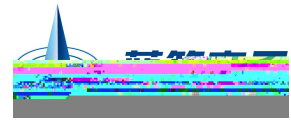
电参数曲线图 / Electrical Characteristic Curve

Fig.1 Forward Current Derating Curve



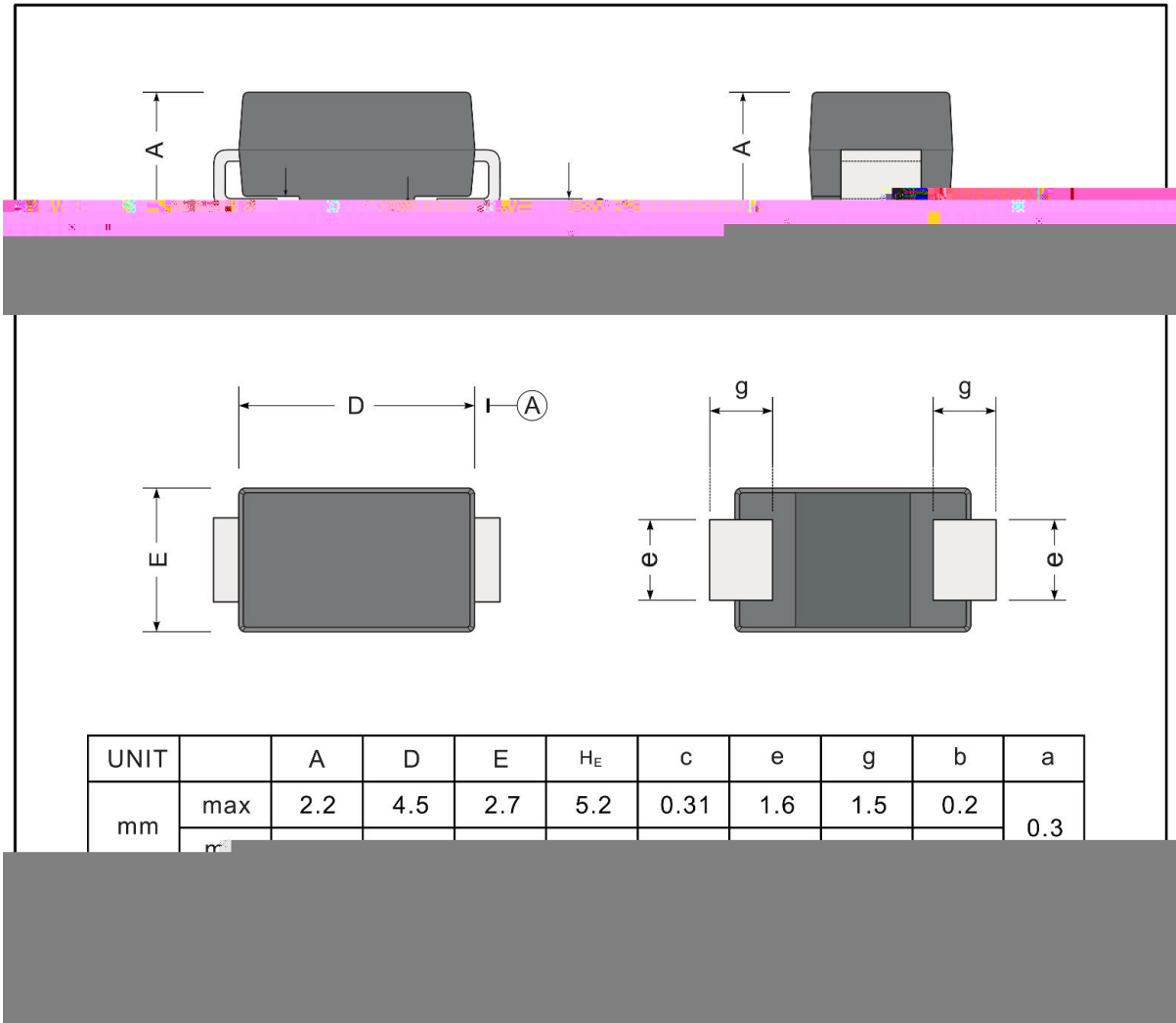
Fig.2 Typical Reverse Characteristics

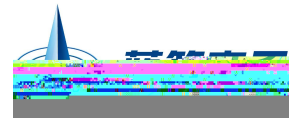




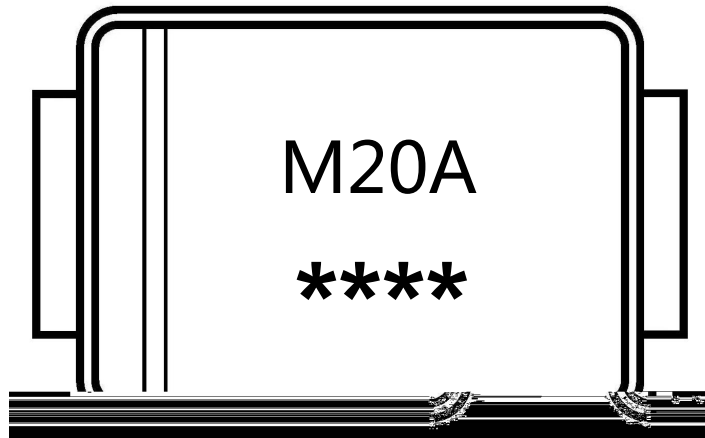
外形尺寸图 / Package Dimensions

SMA





印章说明 / Marking Instructions



M20A

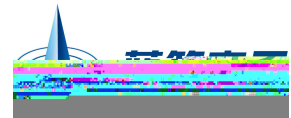
1 *

3 *

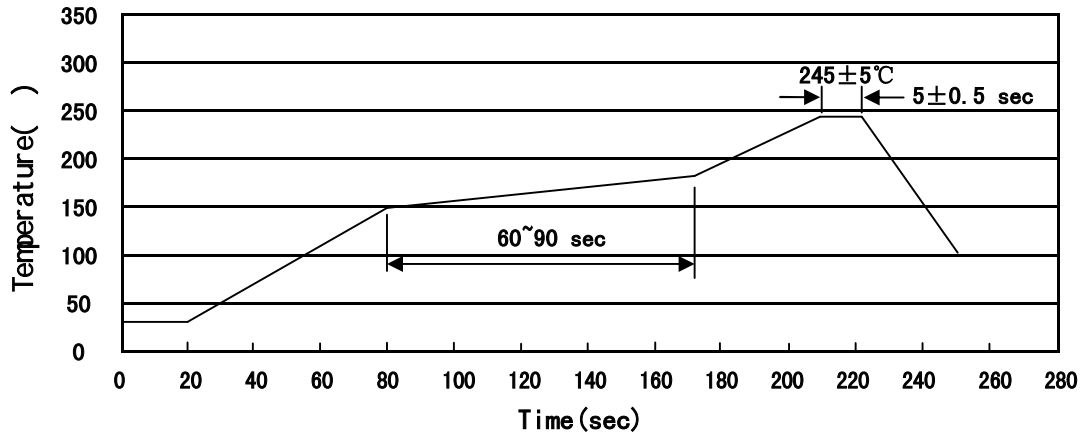
Note:

M20A Product Type Code

**** Lot No. Code The 1st * means:YM Code The last 3 * means:little Lot No
Code



回流焊温度曲线图(无铅) / Temperature Profile for IR Reflow Soldering(Pb-Free)



Note:

- | | | | | | |
|---|-------|-----|----|-----------|--|
| 1 | 150 | 180 | 60 | 90sec; | 1.Preheating:150~180°C, Time:60~90sec. |
| 2 | 245±5 | | | 5±0.5sec; | 2.Peak Temp.:245±5°C, Duration:5±0.5sec. |
| 3 | | | 2 | 10°C/sec. | 3. Cooling Speed: 2~10°C/sec. |

耐焊接热试验条件 / Resistance to Soldering Heat Test Conditions

260±5°C 10±1 sec. Temp.:260±5°C Time:10±1 sec

包装规格 / Packaging SPEC.

/ REEL

Package Type 封装形式	Units 包装数量					Dimension 包装尺寸 (unit: mm ³)		
	Units/Reel 只/卷盘	Reels/Inner Box 卷盘/盒	Units/Inner Box 只/盒	Inner Boxes/Outer Box 盒/箱	Units/Outer Box 只/箱	Reel	Inner Box 盒	Outer Box 箱
SMA	5000	2	10000	7	70000	13" x12	336X336X40	380X335X366

使用说明 / Notices