

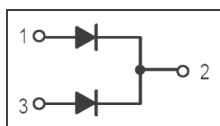
/ Descriptions

TO-220


/ Features

/ Applications

/ Equivalent Circuit



/ Pinning



/ h_{FE} Classifications & Marking

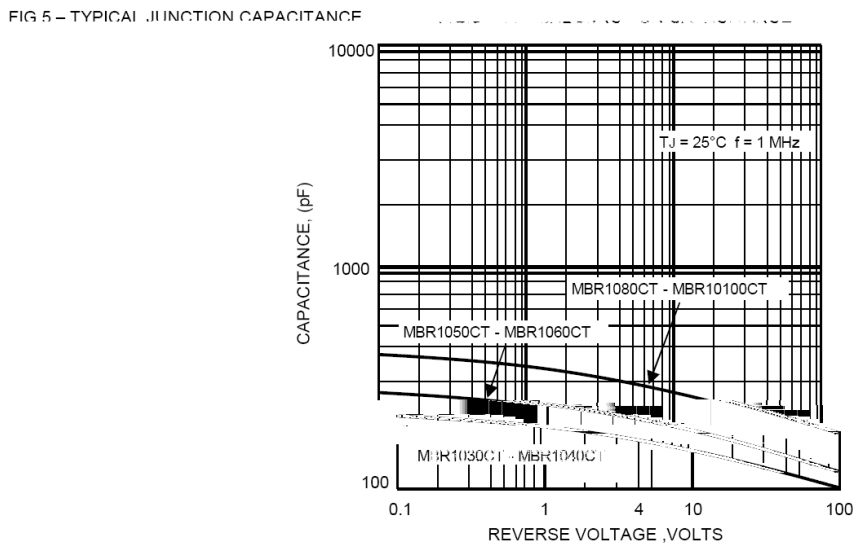
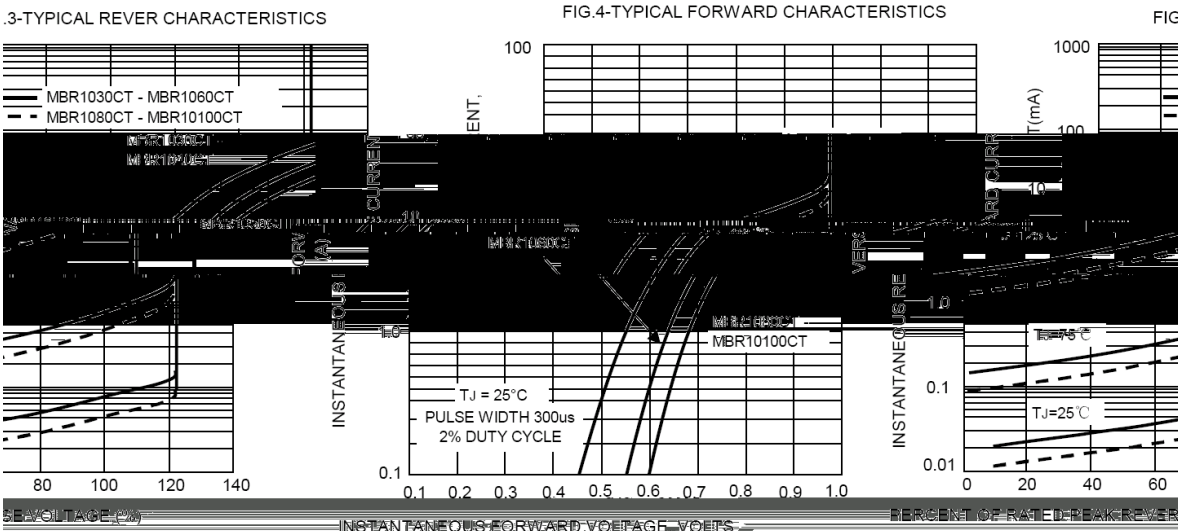
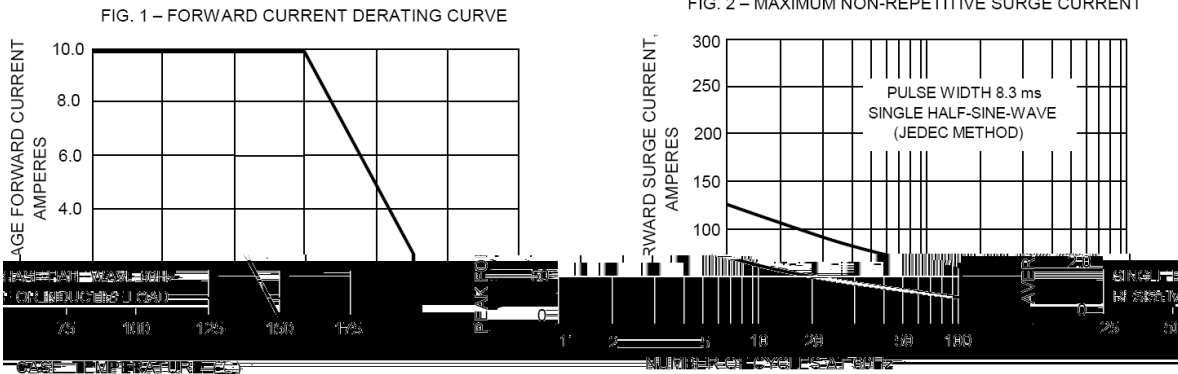
/ Absolute Maximum Ratings(Ta=25)

	θ		°C
			°C

/ Electrical Characteristics(Ta=25)

		μ				
		°C				
		°C				
		°C				


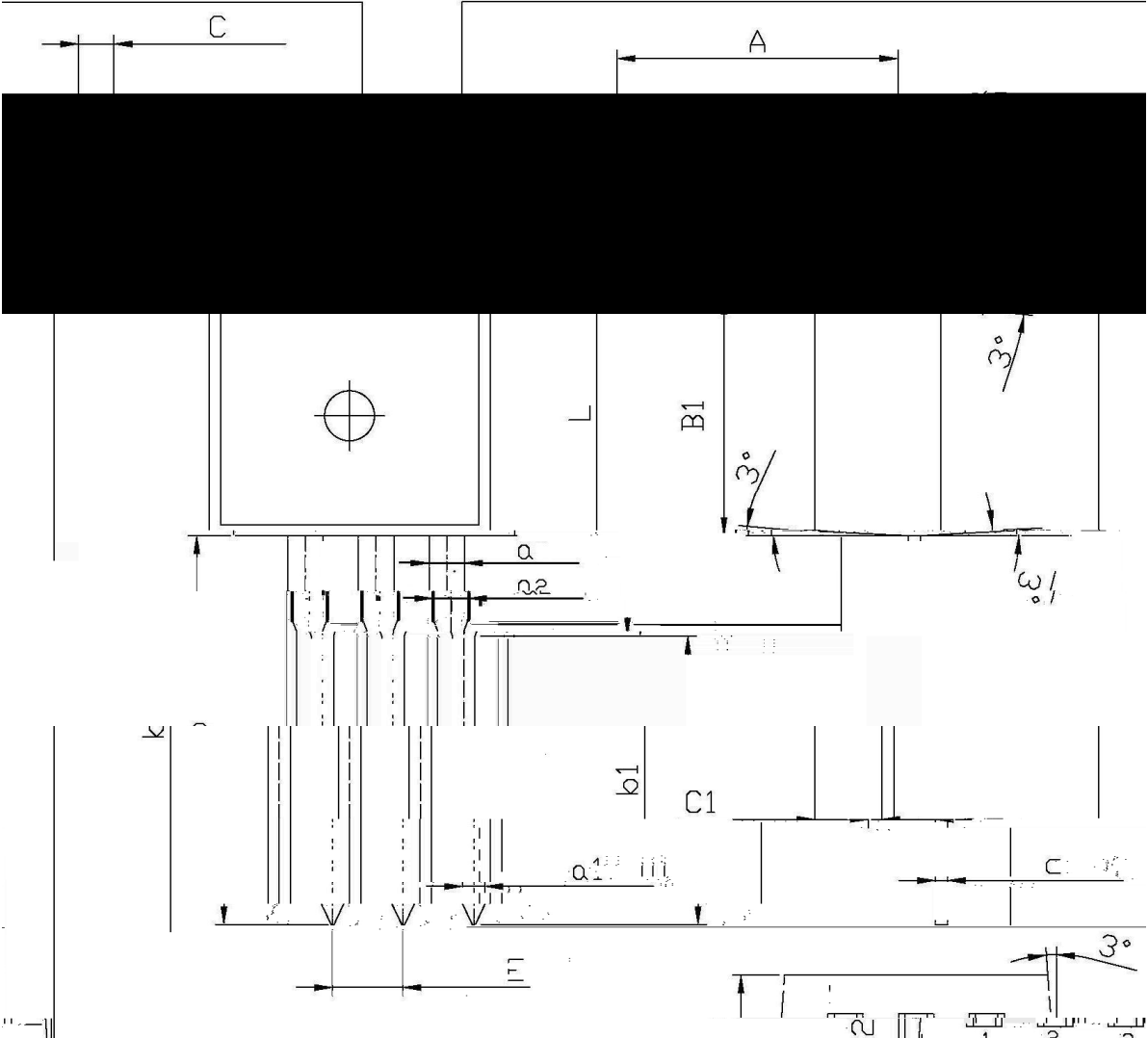
/ Electrical Characteristic Curve



/ Package Dimensions

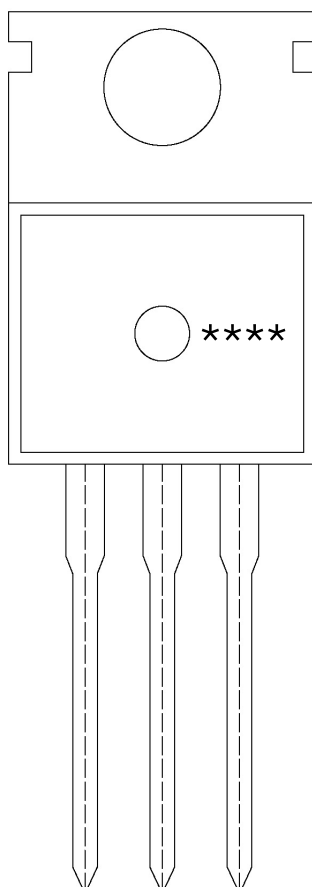
单位: mm

TO-220



Symbol	Dimensions in milimeters		Symbol	Dimensions in millimeters	
	Min	Max		Min	Max
	10.2	14.0	A	10.2	14.0
	3.56	3.64	B1	0.9	0.9
	12.6	13.6	C	0.4	0.6
	1.22	1.32	a	0.4	0.6
	0.9	0.9	b1	0.7	0.9
	2.34	2.74	C1	4.3	4.7
	1.25	1.45	C2	4.3	4.7

/ Marking Instructions

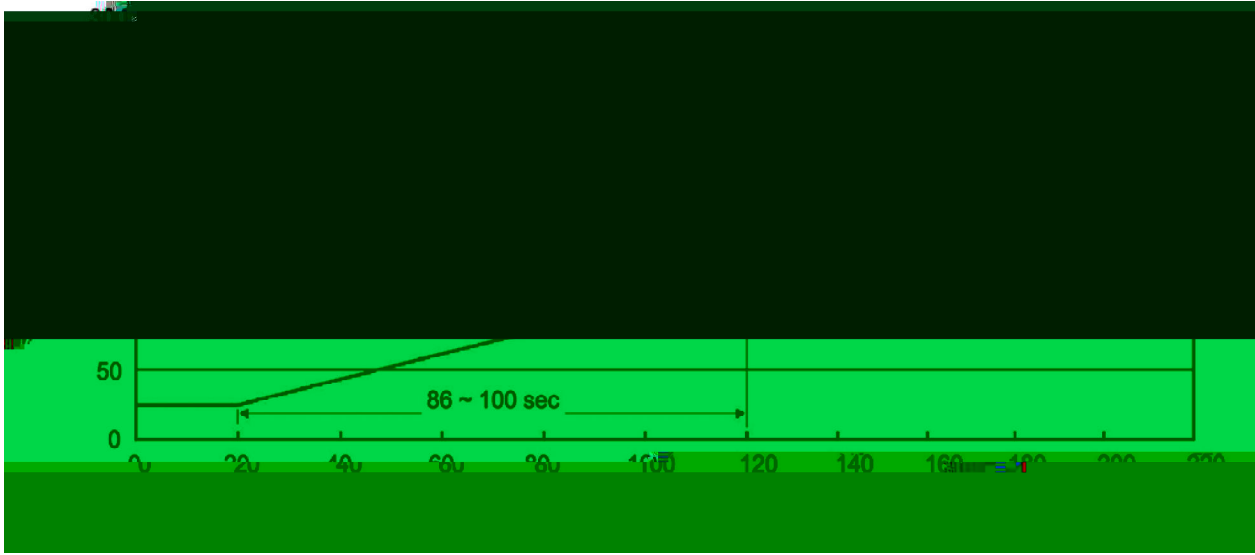


BR

MBR1060

CT:

() / Temperature Profile for Dip Soldering(Pb-Free)



± ± ± ±

/ Resistance to Soldering Heat Test Conditions

± ± °C

/ Packaging SPEC.

封装形式	包装数量					包装尺寸 :		
	Units/Bag 只/袋	Bags/Inner Box 袋/盒	Units/Inner Box 只/盒	Inner Boxes/Outer Box 盒/箱	Units/Outer Box 只/箱	Bag 袋	Inner Box 盒	Outer Box 箱
TO-220/F	200	10	2,000	5	10,000	135×190	237×172×102	560×245×195

封装形式	包装数量					包装尺寸 :		
	Units/Tube 只/套管	Tubes/Inner Box 套管/盒	Units/Inner Box 只/盒	Inner Boxes/Outer Box 盒/箱	Units/Outer Box 只/箱	Tube 套管	Inner Box 盒	Outer Box 箱
TO-220/F	50	20	1,000	5	5,000	532×31.4×5.5	555×164×50	575×290×180

/ Notices