

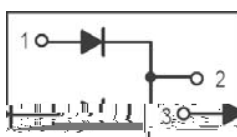
## / Descriptions

TO-220F

## / Features

## / Applications

## / Equivalent Circuit



## / Pinning



## / $h_{FE}$ Classifications & Marking

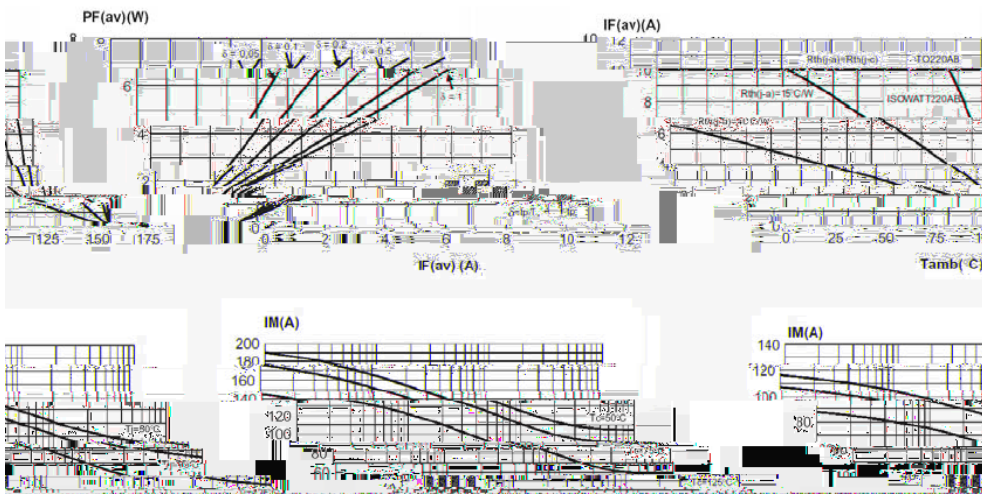
**/ Absolute Maximum Ratings(Ta=25 )**

( )			
	$\theta$		$^{\circ}\text{C}$
			$^{\circ}\text{C}$
			$^{\circ}\text{C}$

**/ Electrical Characteristics(Ta=25 )**

		$^{\circ}\text{C}$				
		$^{\circ}\text{C}$				
		$^{\circ}\text{C}$				
		$^{\circ}\text{C}$				
		$^{\circ}\text{C}$				
		$^{\circ}\text{C}$				
		$^{\circ}\text{C}$				
		$^{\circ}\text{C}$				
		$^{\circ}\text{C}$				
		$^{\circ}\text{C}$				
						$\mu$

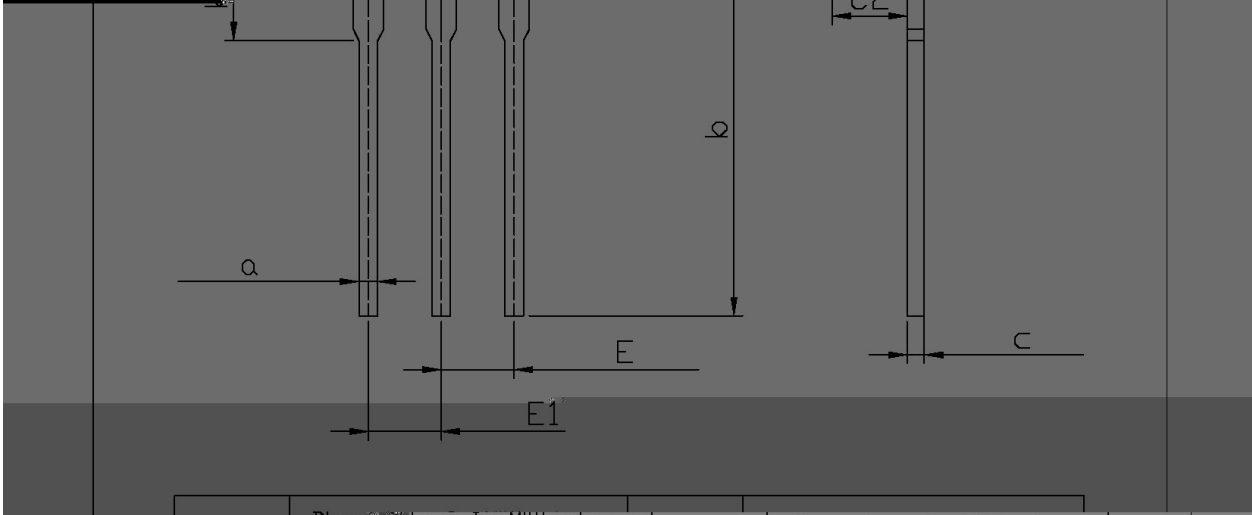


/ Electrical Characteristic Curve



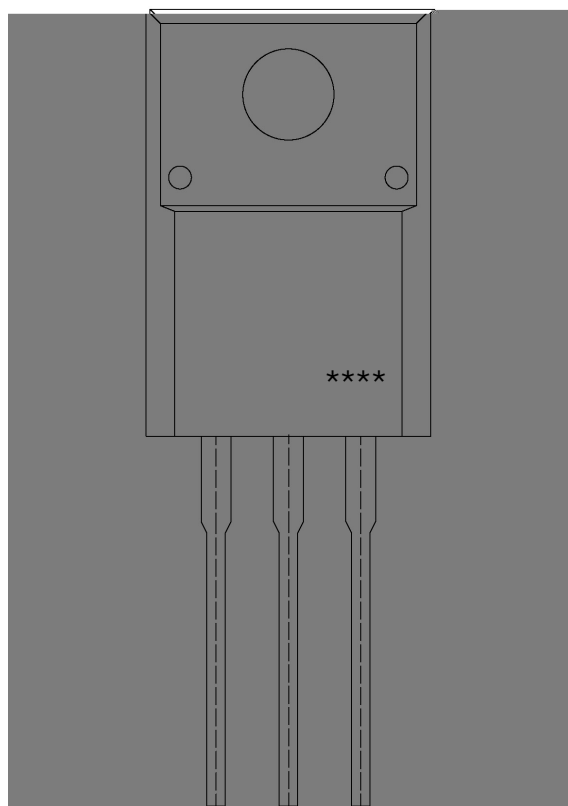
/ Package Dimensions

TO-220F

单位: mm

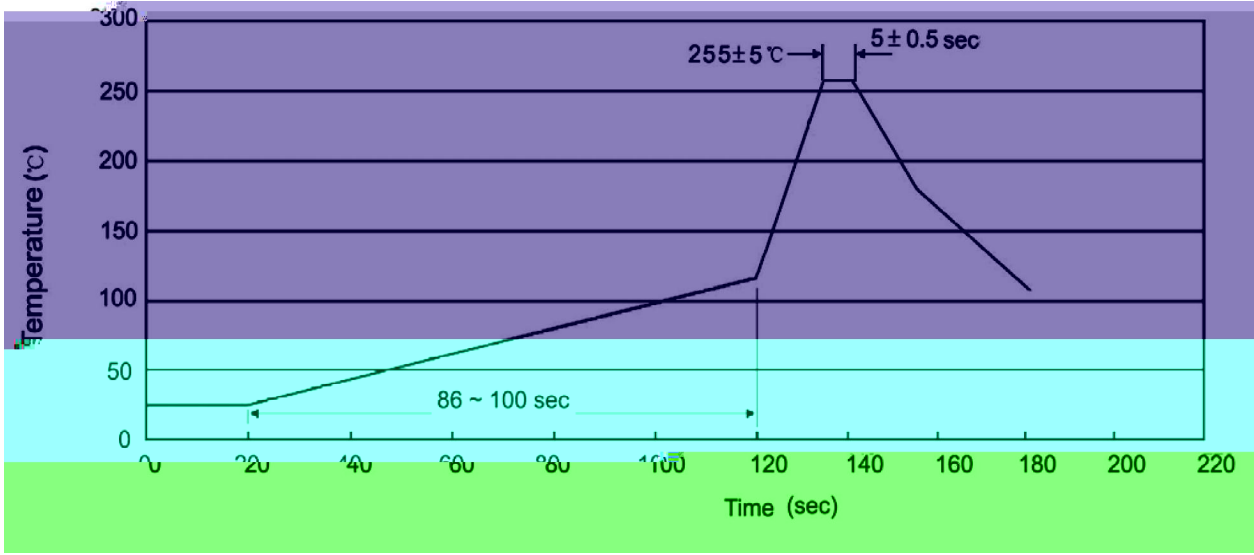


/ Marking Instructions



BR  
MBRF20H100  
CT:  
\*\*\*\*

( ) / Temperature Profile for Dip Soldering(Pb-Free)



± ± ± ±

/ Resistance to Soldering Heat Test Conditions

± ± °C

/ Packaging SPEC.

封装形式	包装数量					包装尺寸 :		
	Units/Bag 只/袋	Bags/Inner Box 袋/盒	Units/Inner Box 只/盒	Inner Boxes/Outer Box 盒/箱	Units/Outer Box 只/箱	Bag 袋	Inner Box 盒	Outer Box 箱
TO-220/F	200	10	2,000	5	10,000	135×190	237×172×102	560×245×195Bag