

**/ Descriptions**

TO-252          NPN                          Silicon NPN transistor in a TO-252 Plastic Package.

**/ Features**

High collector-Emitter breakdown voltage, Suitable for transformer, HF Product.


**/ Applications**

High voltage general purpose applications.

**/ Equivalent Circuit**



**/ Pinning**



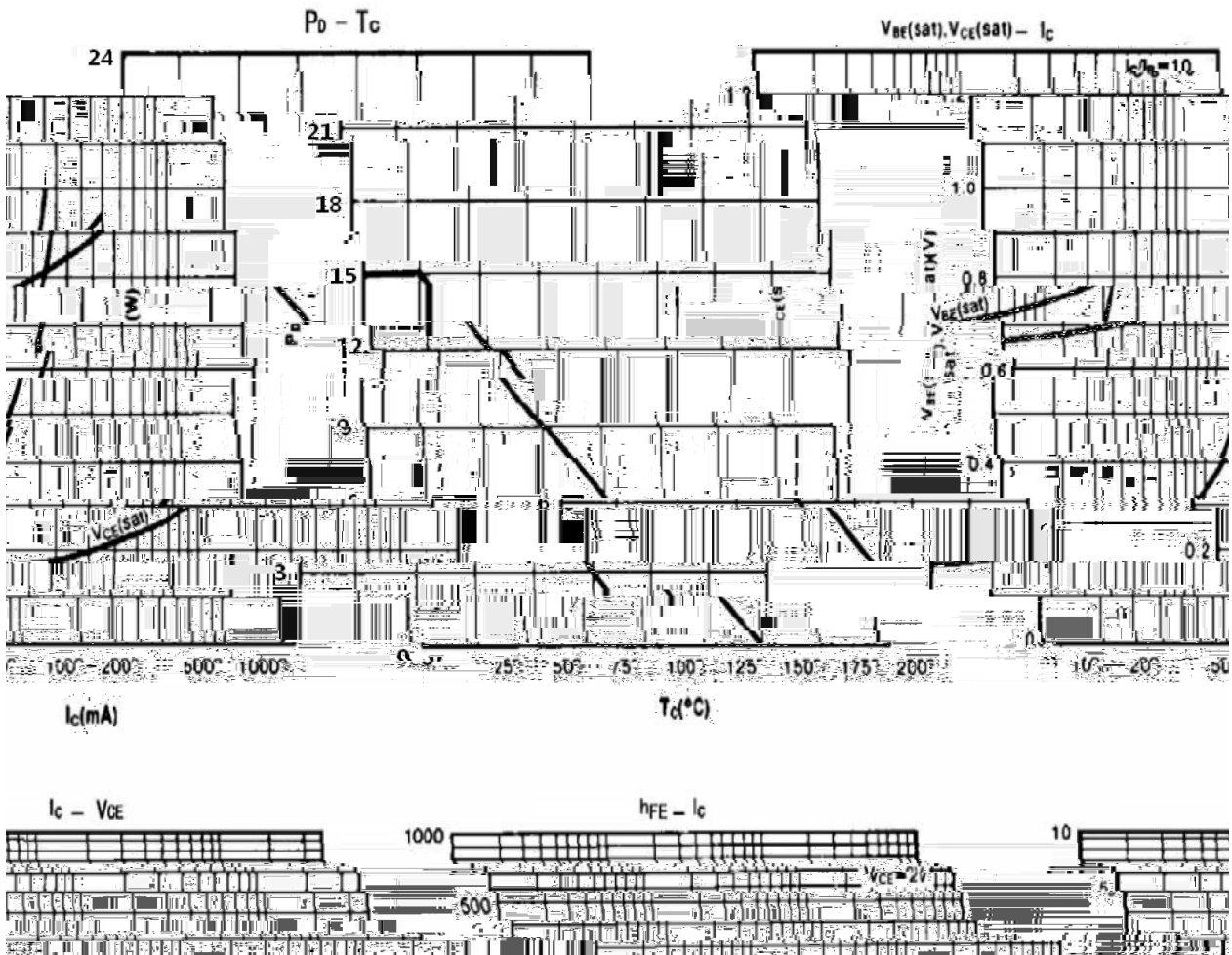
PIN1 Base          PIN 2,4 Collector          PIN 3 Emitter

**/ hFE Classifications & Marking**

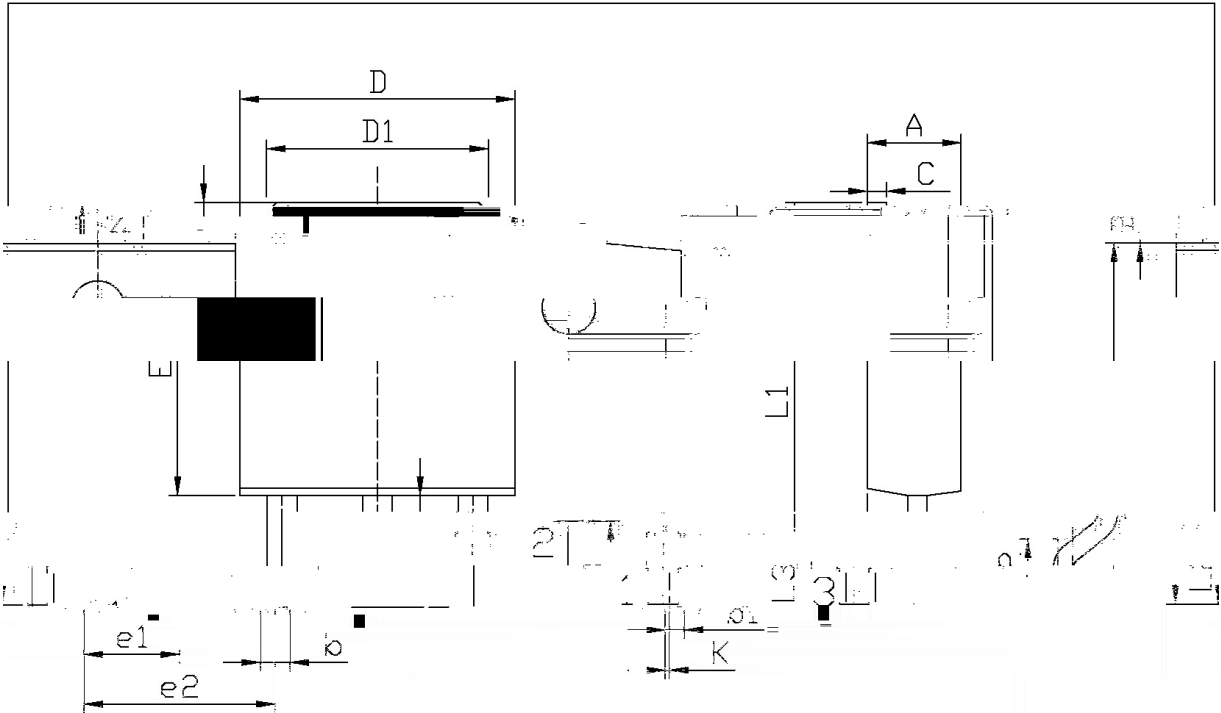
See Marking Instructions.

Parameter	Symbol	Rating	Unit
Collector to Base Voltage	$V_{CBO}$		

/ Electrical Characteristic Curve



/ Package Dimensions

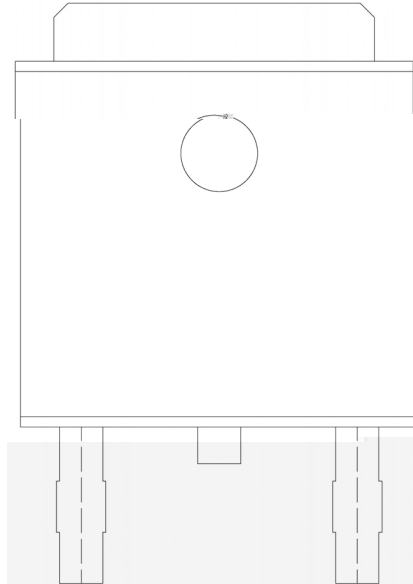


单位: mm

Symbol	Dimensions In Millimeters		Symbol	Dimensions In Millimeters	
	Min	Max		Min	Max
A	2.20	2.40	E	5.95	6.25
B	0.95	1.25	e1	2.24	2.34
b	0.50	0.90	e2	4.43	4.73
b1	0.45	0.55	L1	9.45	9.95
C	0.45	0.55	L2	1.25	1.75
D	6.45	6.75	L3	0.60	0.90
D1	5.10	5.50	K	0.00	0.10

TO-252

/ Marking Instructions



BR



( ) /


- 1            150 180            60 90sec;
- 2            245±5                    5±0.5sec;
- 3                            2 10 /sec.

Note:

- 1.Preheating:150~180 , Time:60~90sec.
- 2.Peak Temp.:245±5 , Duration:5±0.5sec.
- 3.