

SOT-23

PNP

Silicon PNP transistor in a SOT-23 Plastic Package.

, MMBT5

MMBT5401


Rev.G Nov.-2019



Parameter	Symbol	Rating	Unit
Collector to Base Voltage	V_{CBO}	-180	V
Collector to Emitter Voltage	V_{CEO}	-160	V
Emitter to Base Voltage	V_{EBO}	-6.0	V
Collector Current	I_C	-600	mA
Base Current	I_B	-300	mA
Collector Power Dissipation	P_C	300	mW
Junction Temperature	T_j	150	°C
Storage Temperature Range	T_{stg}	-55~150	°C

Parameter	Symbol	Test Conditions	Min	Typ	Max	Unit
Collector to Base Voltage	V_{CBO}	$I_C=-R$				


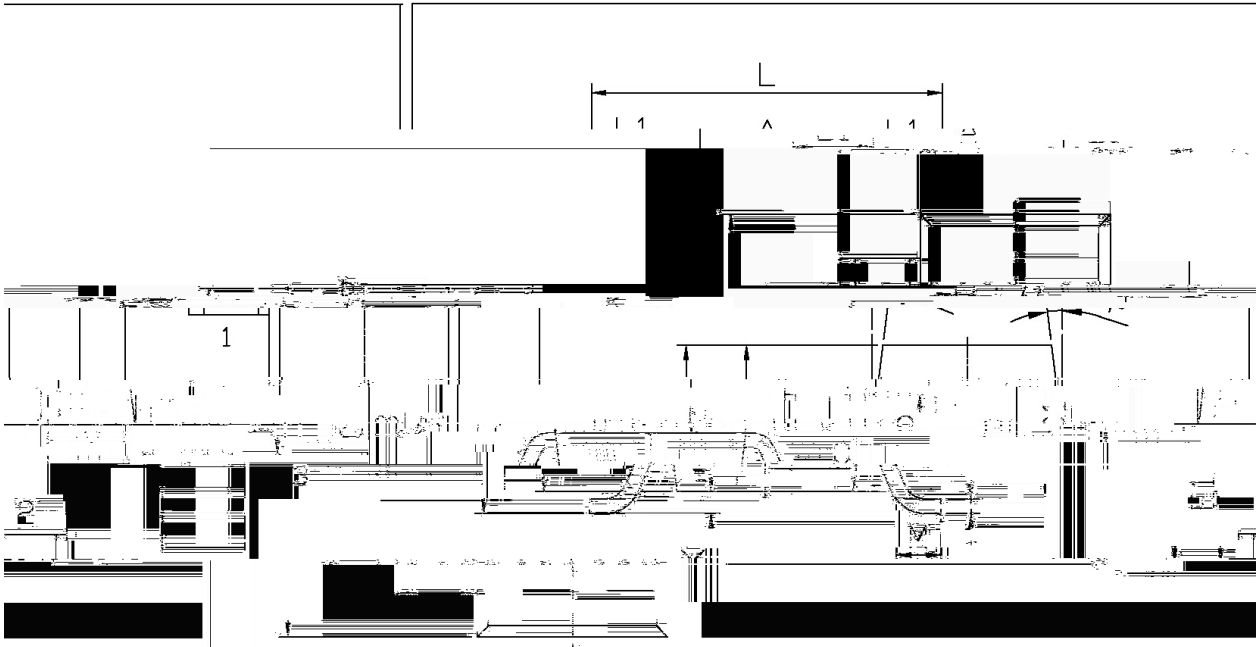
电参数曲线图 / Electrical Characteristic Curve



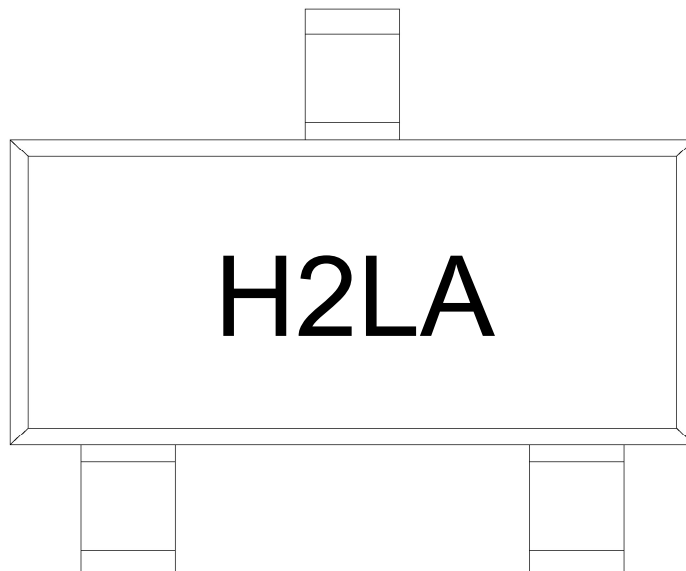
外形尺寸图 / Package Dimensions

SOT-23

单位: mm



印章说明 / Marking Instructions



H

2L

A h_{FE}

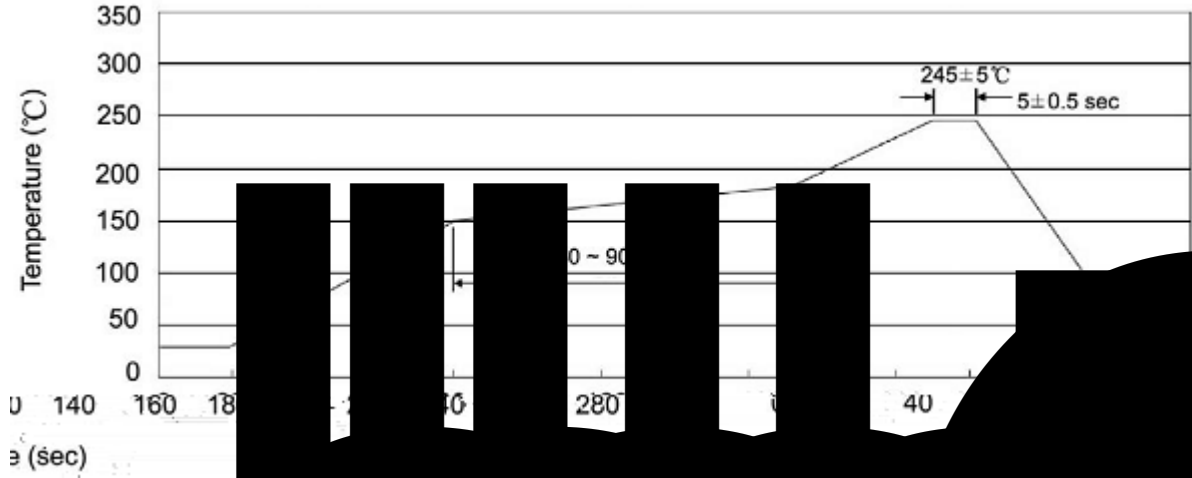
Note:

H Company Code

2L Product Type Code

A h_{FE} Classifications Symbol Code

回流焊温度曲线图(无铅) / Temperature Profile for IR Reflow Soldering(Pb-Free)



耐焊接热试验条件

260±5

包装规格 / Package

/ REEL

Package Type	
封装形式	只卷