

MMBTA13

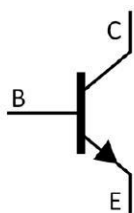
/ Descriptions

SOT-23 NPN

/ Features

/ Applications

/ Equivalent Circuit



/ Pinning




/ Marking

/ Absolute Maximum Ratings(Ta=25)

/ Electrical Characteristics(Ta=25)

		μ				
		μ				
		μ				
						μ
						μ

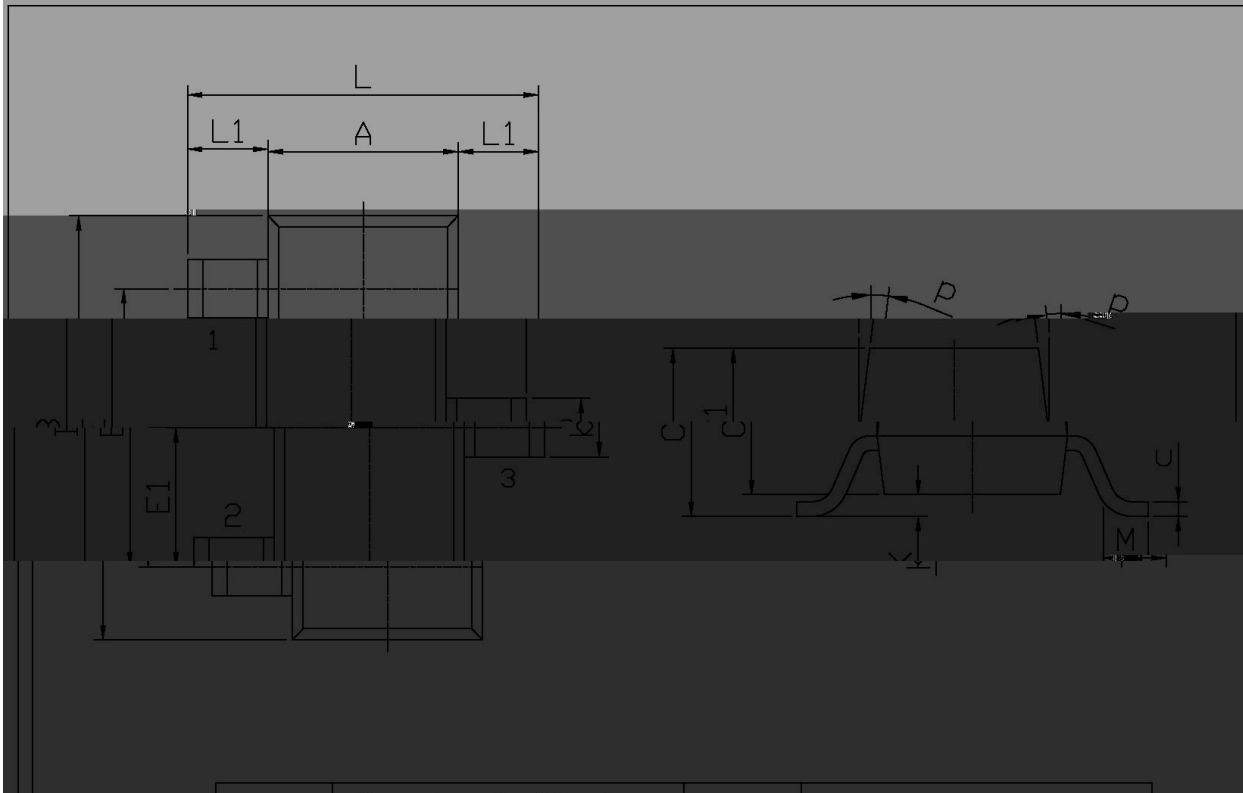
/ Electrical Characteristic Curve



/ Package Dimensions

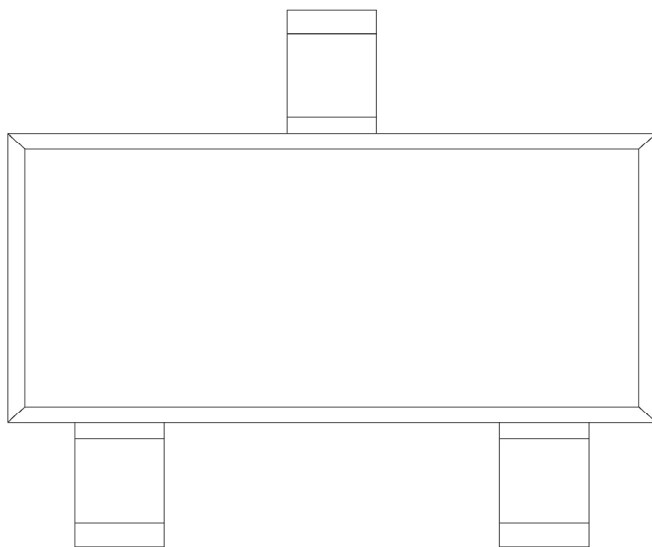
SOT-23

单位: mm

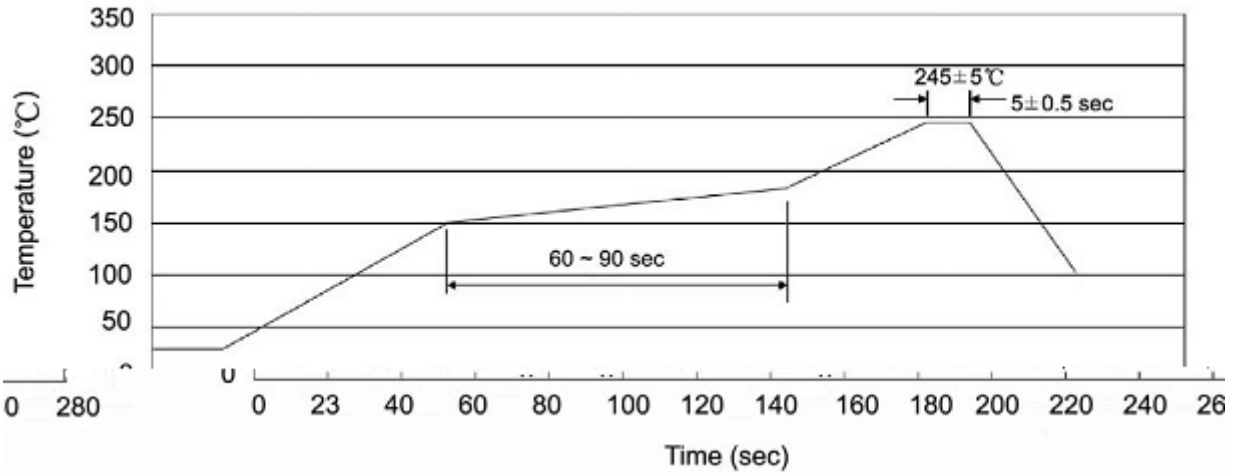


Symbol	Dimensions In Millimeters		Symbol	Dimensions In Millimeters	
	Min	Max		Min	Max
L	2.2	2.7	C	1.20Max	
L1	0.45	0.65	C1	0.90	1.20
A	1.15	1.50	c	0.05	0.20
B	2.70	3.10	K	0	0.10
E	1.70	2.10	M	0.20MIN	
F1	0.85	1.05	P	7°	
b	0.35	0.55			

/ Marking Instructions



() / K\d g\iXk i\`Gif]`d`]fi`@`I`]\`fn`Jfd` \i`e`^ZGY\$=i\`z



± ± ± ±

/ Resistance to Soldering Heat Test Conditions

± ± ± ±

/ Packaging SPEC.

封装形式	包装数量					包装尺寸 :		
	Units/Reel 只/卷盘	Reels/Inner Box 卷盘/盒	Units/Inner Box 只/盒	Inner Boxes/Outer Box 盒/箱	Units/Outer Box 只/箱	Reel	Inner Box 盒	Outer Box 箱
SOT-23	3,000	10	30,000	6	180,000	7" ×8	180×120×180	390×385×205

/ Notices