


/ Descriptions

/ Features

100V~1000V

4.0A

/ Applications



/ Marking

/ Absolute Maximum Ratings(Ta=25)

								°C

/ Electrical Characteristics(Ta=25)

		°C	μ
		°C	

/ Electrical Characteristic Curve

Fig.1 Average Rectified Output Current Derating Curve

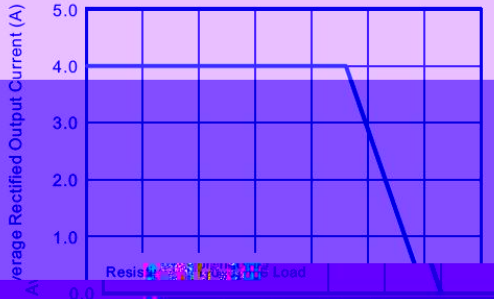


Fig.2 Typical Typical Reverse Characteristics

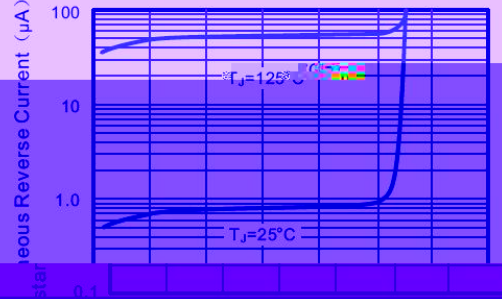

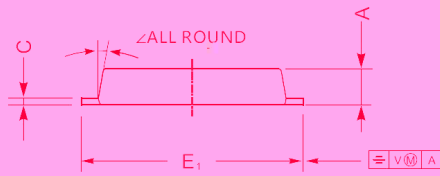
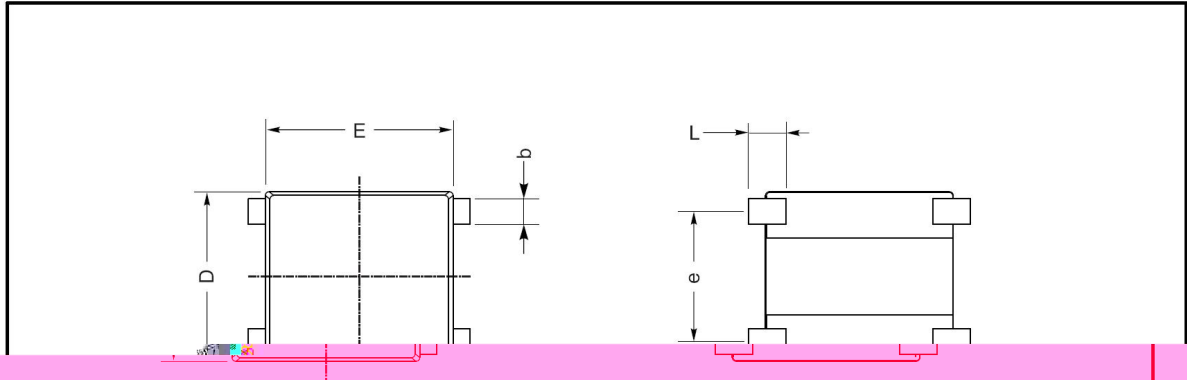


Fig.3 Maximum Non-Repetitive Peak Forward Surge Current



/ Package Dimensions

UMSB



UMSB mechanical data

UNIT		A	C	D	E	E ₁	L	e	b	∠
mm	max	1.5	0.29	7.0	7.6	8.9	1.0	5.3	1.15	10°
	min	1.3	0.17	6.2	7.1	8.4	1.0	4.9	0.95	
mil	max	59	12	276	299	350	55	209	45	
	min	51	7	244	280	331	31.5	193	37	

/ Marking Instructions

Marking

Marking code
MSB40B
MSB40D
MSB40G
MSB40J
MSB40K
MSB40M

Type number	Marking
MSB40B	MSB40B
MSB40D	MSB40D
MSB40G	MSB40G
MSB40J	MSB40J
MSB40K	MSB40K
MSB40M	MSB40M

/ Marking Instructions



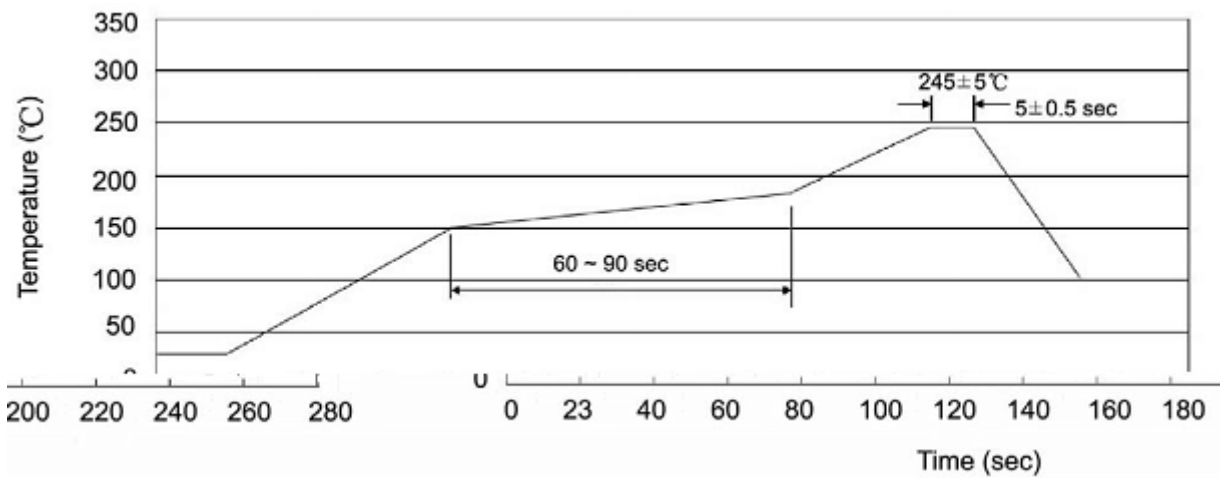
MB40M

1

3

MB40M

() /



± ± ± ±

/ Resistance to Soldering Heat Test Conditions

± ± °C

/ Packaging SPEC.