

修订记录 / Revised record

E	2016-3				
F	2022-3-2	1 2 7	Collector Current – Continuous I_B =-5A 与 Peak collector current I_{CM} =-0.5A 互换数值		

描述 / Descriptions

SOT-89 PNP Silicon PNP transistor in a SOT-89 Plastic Package.


特征 / Features

Low $V_{CE(sat)}$, high current, HF product.

用途 / Applications

General purpose switching and muting, LCD back-lighting, supply line switching circuits.

内部等效电路 / Equivalent Circuit



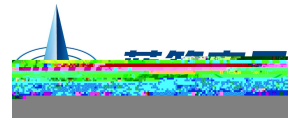
引脚排列 / Pinning



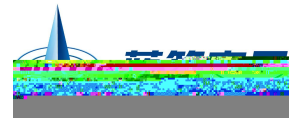
PIN1 Base PIN 2 Collector PIN 3 Emitter

印章代码 / Marking

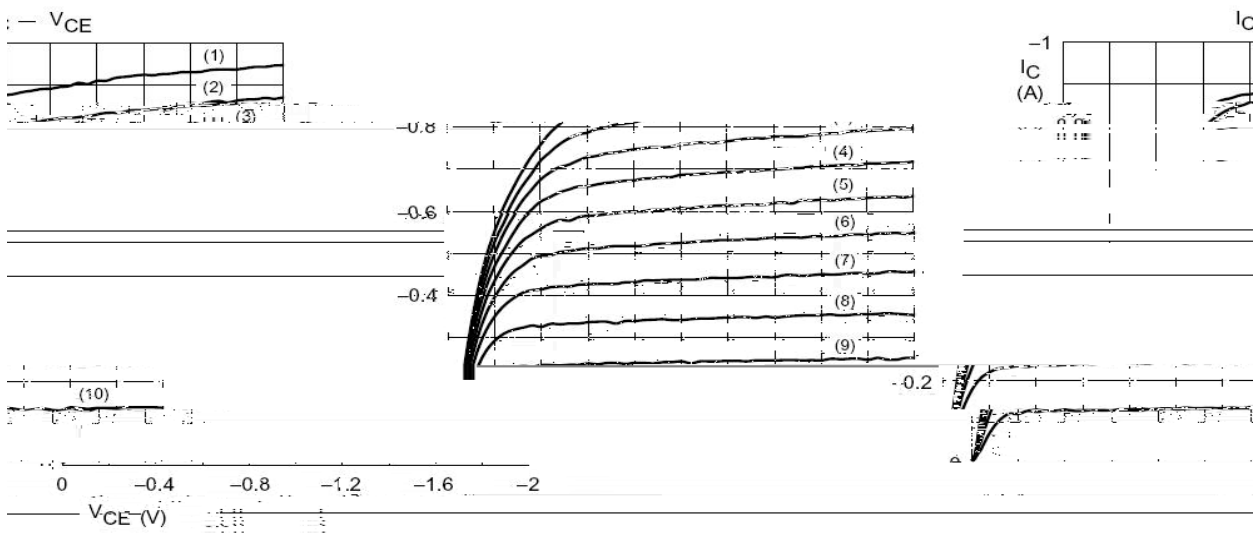
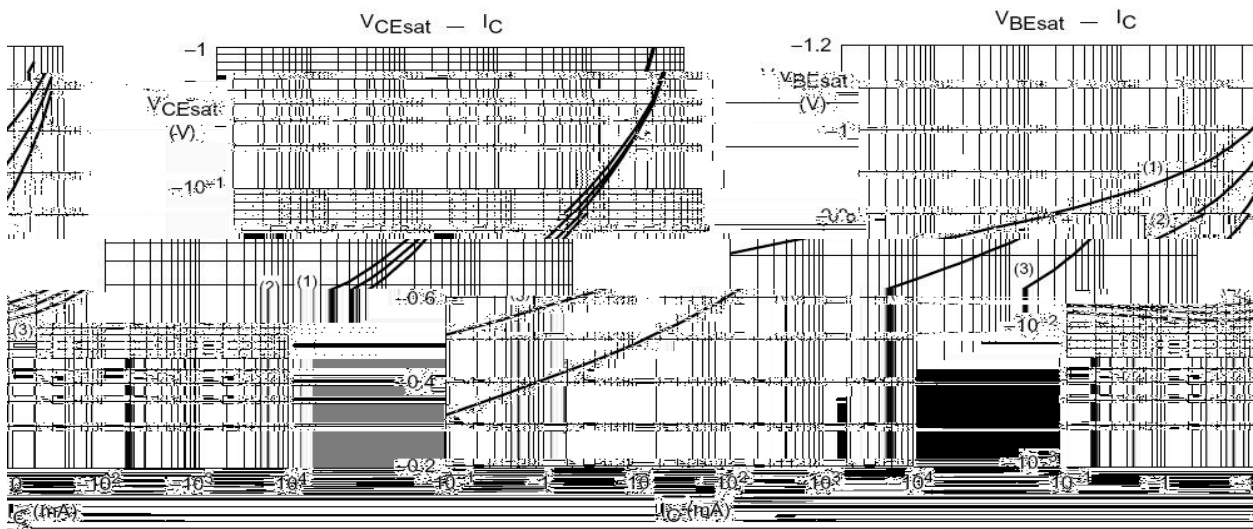
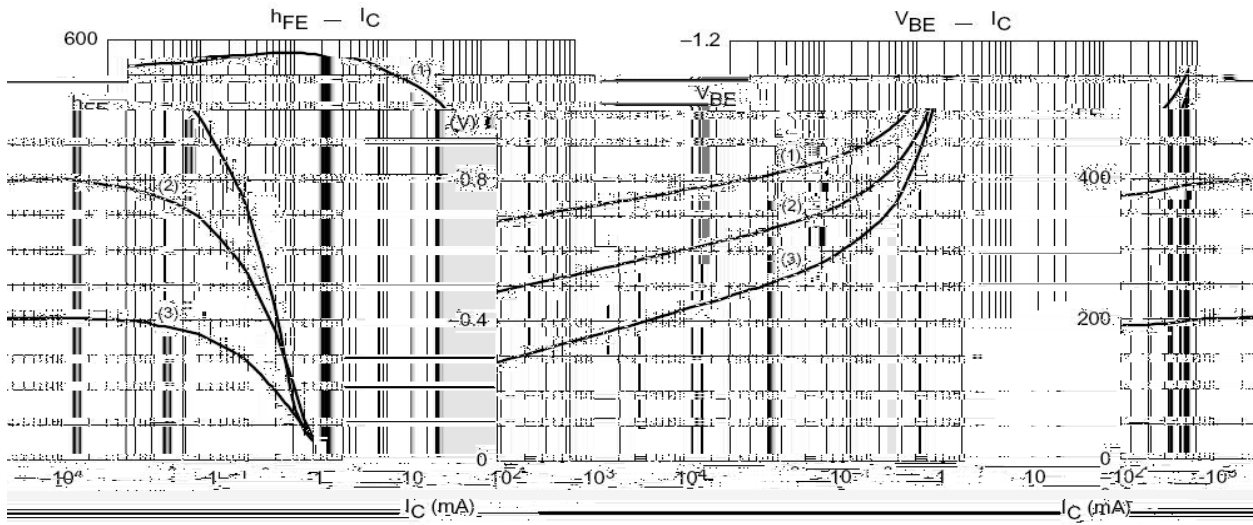
Marking	HS46 * **
---------	--------------

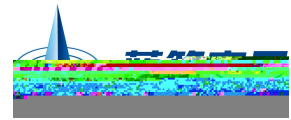


Parameter	Symbol	Rating	Unit
Collector to Base Voltage	V_{CBO}	-50	V
Collector to Emitter Voltage	V_{CEO}	-50	V
Emitter to Base Voltage	V_{EBO}	-5	V

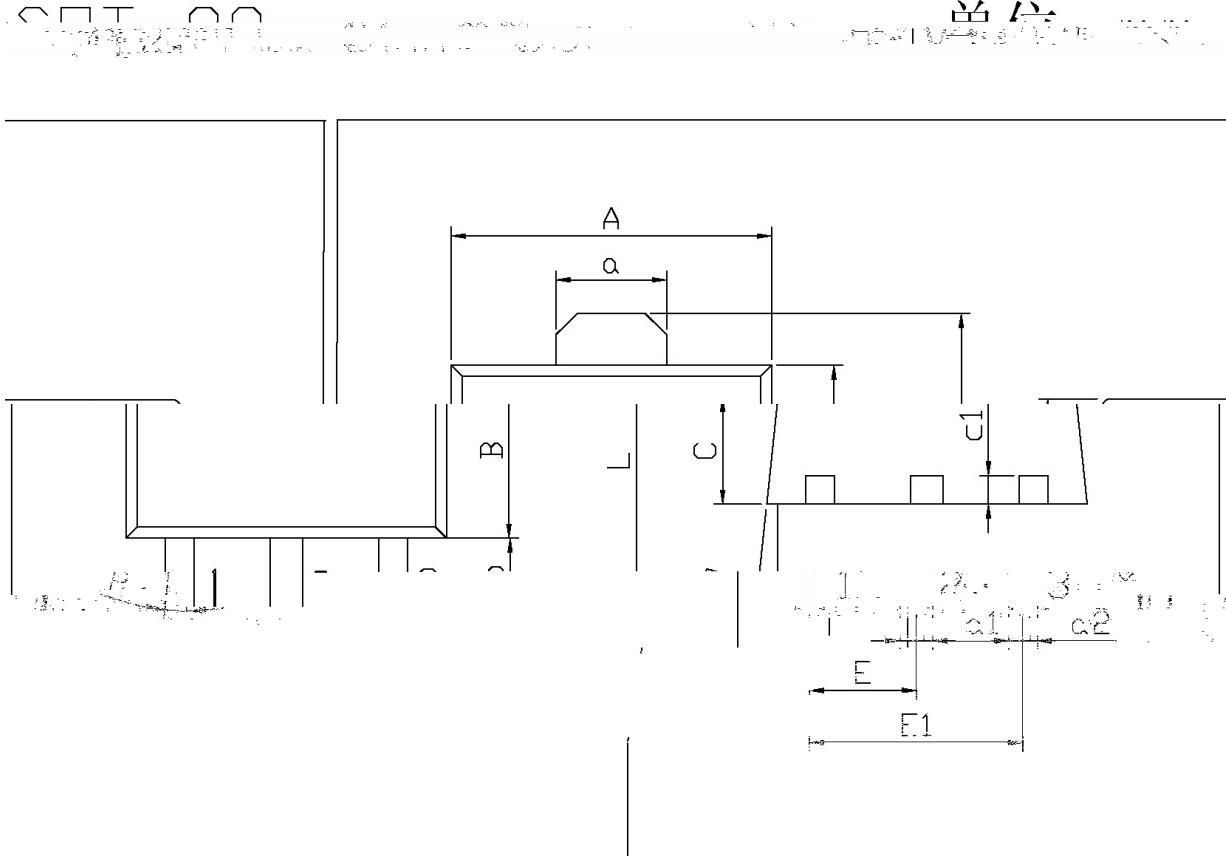


电参数曲线图 / Electrical Characteristic Curve

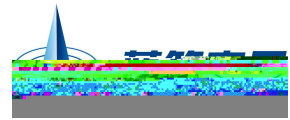


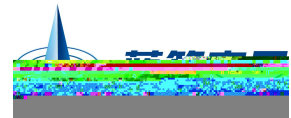


外形尺寸图 / Package Dimensions

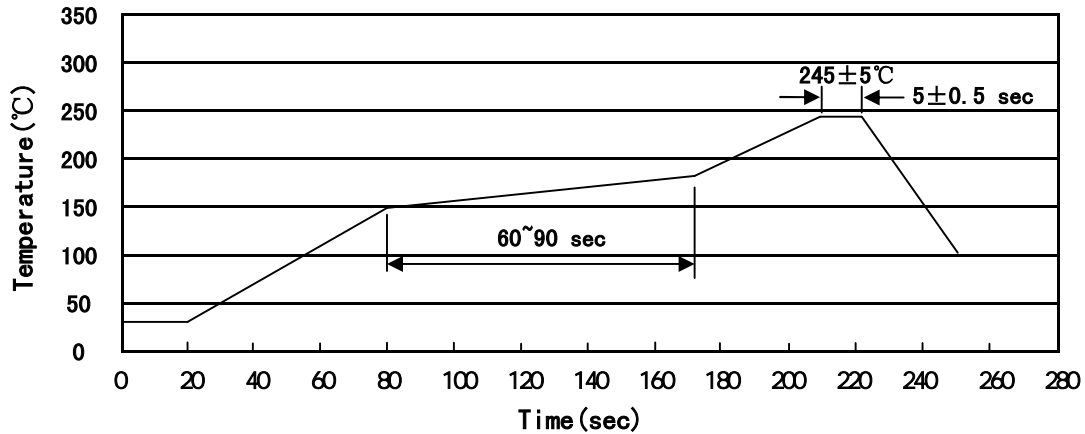


Symbol	Dimensions In Millimeters		Dimensions In Millimeters	
	Min	Max	Min	Max
A	4.4	4.7	4.36	4.60
a	1.90	2.00	1.85	2.00
B	1.70	1.70	1.67	1.70
C	0.30	0.30	0.25	0.30
D	6.0	6.0	5.95	6.00
E	1.40	1.60	1.40	1.60
E1	2.80	3.20	2.75	3.20
b	0.80	1.20	0.80	1.20





回流焊温度曲线图(无铅) / Temperature Profile for IR Reflow Soldering(Pb-Free)



Note:

- | | | | | | |
|---|-----|-----|----|---------|---|
| 1 | 150 | 180 | 60 | 90sec; | 1.Preheating:150~180 , Time:60~90sec. |
| 2 | 245 | 5 | 5 | 0.5sec; | 2.Peak Temp.:245 5 , Duration:5 0.5sec. |
| 3 | | 2 | 10 | /sec. | 3. Cooling Speed: 2~10 /sec. |

耐焊接热试验条件 / Resistance to Soldering Heat Test Conditions

260 5 10 1 sec. Temp.:260±5°C Time:10±1 sec

包装规格 / Packaging SPEC.

/ REEL

Package Type	Units					Dimension (unit mm ³)		
	Units/Reel 只/卷盘	Reels/ nne 卷盘/盒	Units/ nne 只/盒	nne es/ ute 盒/箱	Units/ ute 只/箱	Reel	nne	ute
S T-89	1,000	7	7,000	6	42,000	7" ×12	180×120×180	390×385×205

使用说明 / Notices