

**/ Descriptions**

SOT-23          NPN          Silicon NPN transistor in a SOT-23 Plastic Package.

**/ Features**

Low current, low voltage.

**/ Applications**

High-speed switching.

**/ Equivalent Circuit**



**/ Pinning**



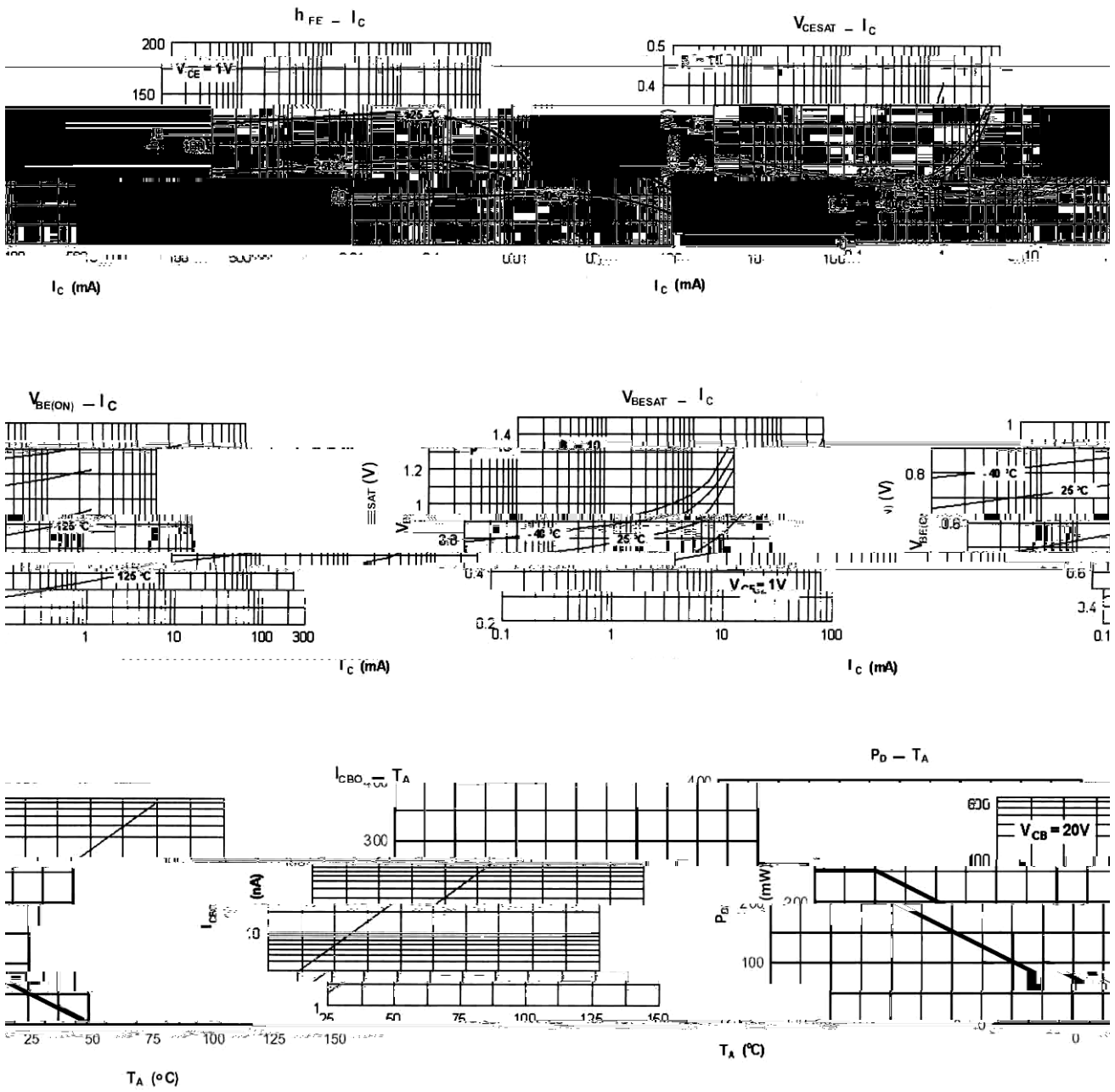
PIN 1   Base          PIN 2   Emitter          PIN 3   Collector

**/ h<sub>FE</sub> Classifications & Marking**

h <sub>FE</sub> Range	40~200
Marking	H369

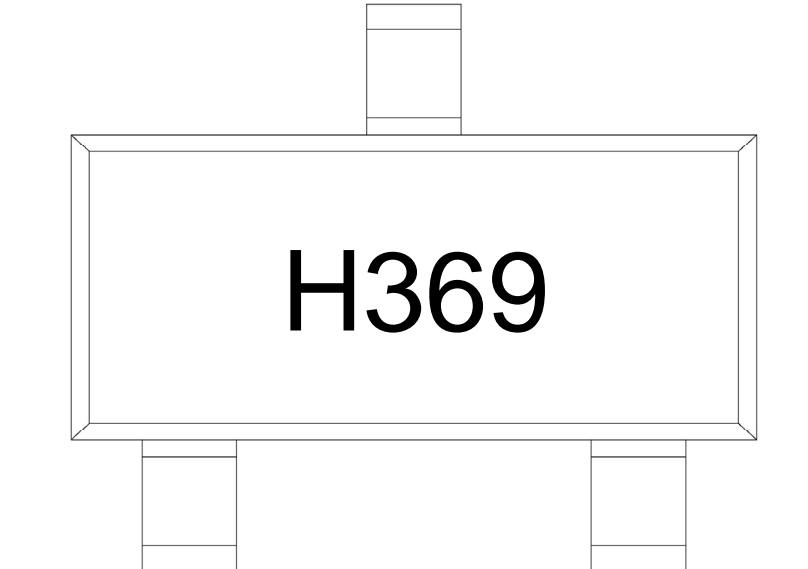
Parameter	Symbol	Rating	Unit
Collector to Base Voltage	$V_{CBO}$	40	V
Collector to Emitter Voltage	$V_{CEO}$	15	V
Emitter to Base Voltage	$V_{EBO}$		

/ Electrical Characteristic Curve





/ Marking Instructions



H

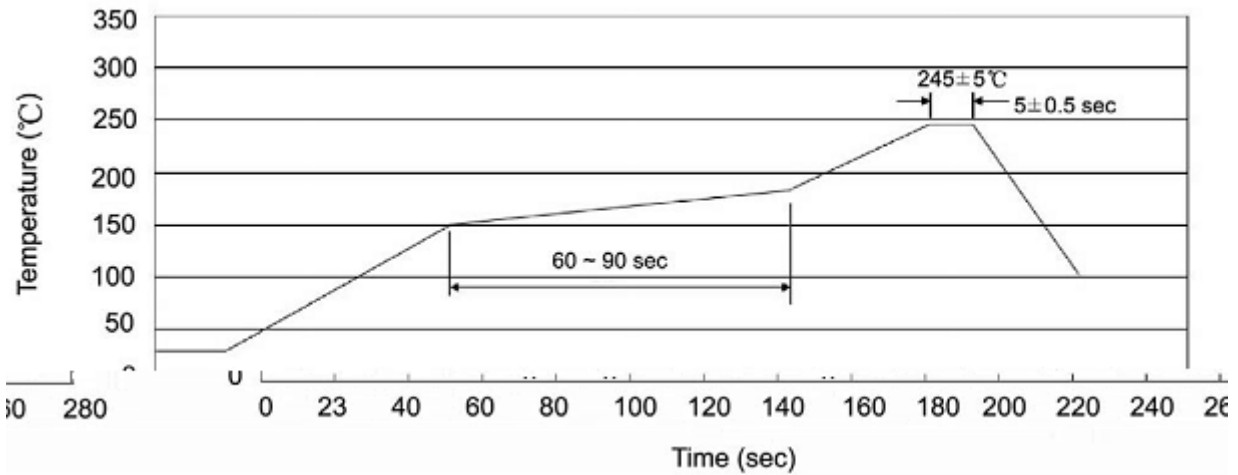
369

Note:

H            Company Code

369        Product Type

( ) / Temperature Profile for IR Reflow Soldering(Pb-Free)



Note:

- |   |       |     |    |           |   |
|---|-------|-----|----|-----------|---|
| 1 | 25    | 150 | 60 | 90sec;    | 1.Preheating:25~150 , Time:60~90sec.    |
| 2 | 245±5 |     |    | 5±0.5sec; | 2.Peak Temp.:245±5 , Duration:5±0.5sec. |
| 3 |       |     | 2  | 10 /sec.  | 3. Cooling Speed: 2~10 /sec.            |

/ Resistance to Soldering Heat Test Conditions

260±5                      10±1 sec.                      Temp.:260±5                      Time:10±1 sec

/ Packaging SPEC.

/ REEL

Package Type 封装形式	Units 包装数量					Dimension 包装尺寸 (unit: mm <sup>3</sup> )		
	Units/Reel 只/卷盘	Reels/Inner Box 卷盘/盒	Units/Inner Box 只/盒	Inner Boxes/Outer Box 盒/箱	Units/Outer Box 只/箱	Reel	Inner Box 盒	Outer Box 箱
SOT-23	3,000	10	30,000	6	180,000	7 ×8	180×120×180	390×385×205

/ Notices