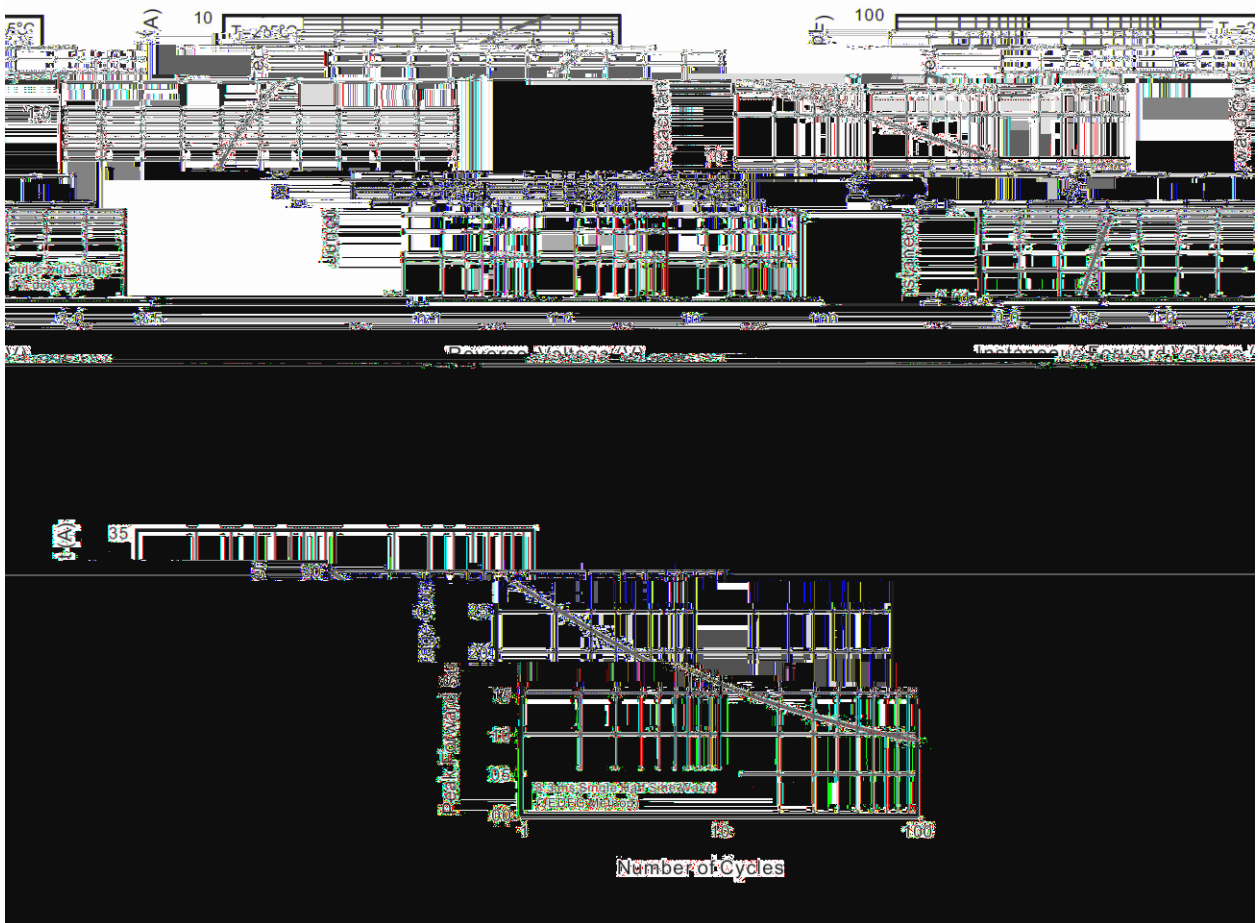
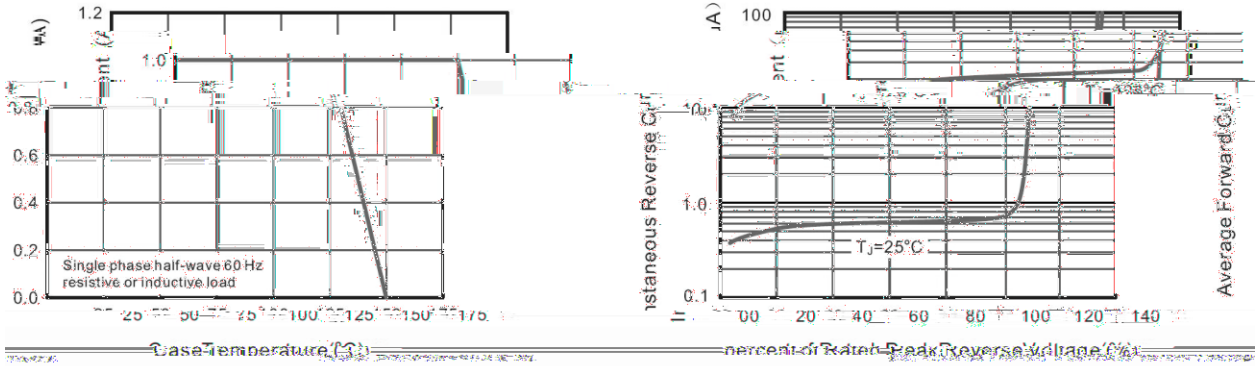


RS1A~RS1M
Rev.C May.-2023

DA DAS1A~RS1M

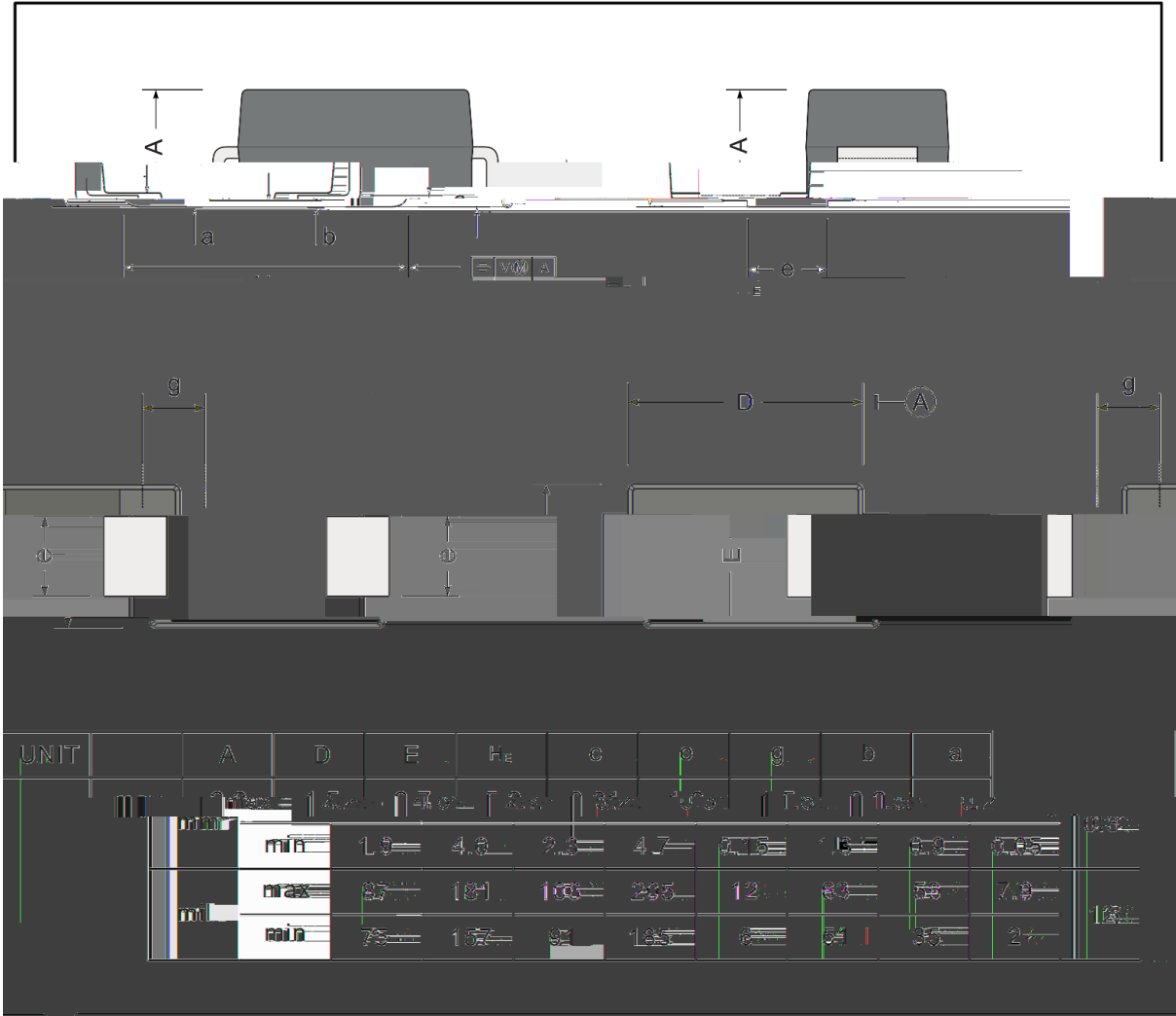
Parameter	Symbol	Rating							Unit
		RS1A	RS1B	RS1D	RS1G	RS1J	RS1K	RS1M	
Maximum Repetitive Peak Reverse Voltage	V_{RRM}	50	100	200	400	600	800	1000	V
Maximum RMS voltage	V_{RMS}	35	70	140	280	420	560	700	V
Maximum DC Blocking Voltage	V_{DC}	50	100	200	400	600	800	1000	V
Maximum Average Forward Rectified Current	$I_{F AV}$	1.0							A
Peak Forward Surge Current 8.3 ms Single Half Sine Wave Superimposed on Rated Load (JEDEC Method)	I_{FSM}	30							A
Typical Junction Capacitance at $V_R=4V$ $f=1MHz$	C_j	15							pF
Typical Thermal Resistance ¹	R_{JA}	75							$^{\circ}W$

/ Electrical Characteristic Curve



/ Package Dimensions

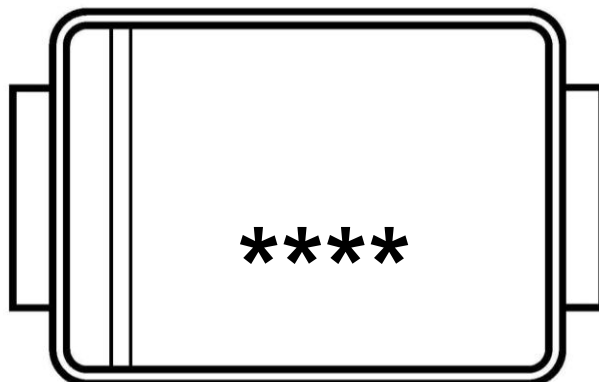
SMA



/ Marking Instructions

Type number	Marking code
RS1A	RS1A
RS1B	RS1B
RS1D	RS1D
RS1G	RS1G
RS1J	RS1J
RS1K	RS1K
RS1M	RS1M

/ Marking Instructions

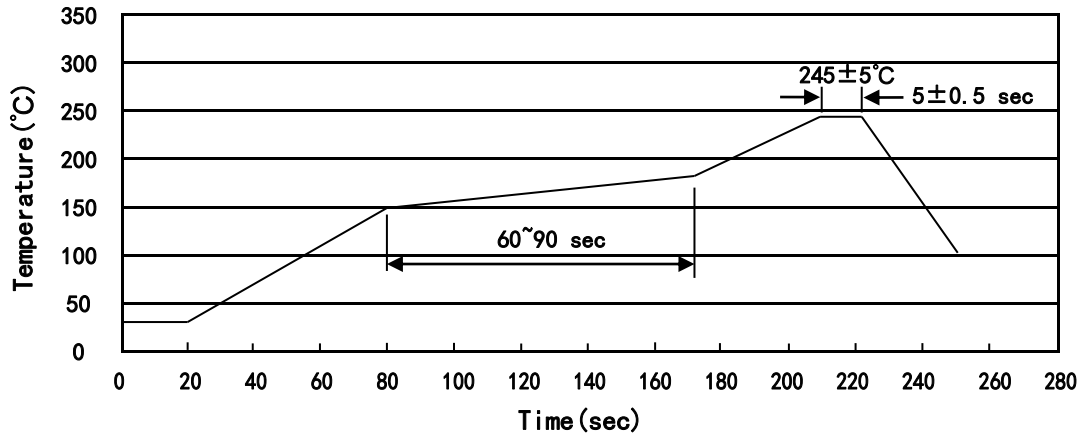


Note:

Product Type Code

Lot No. Code The 1st means:YM Code The last 3 means:little Lot No
Code

() /



Note:

- | | | | | | |
|---|-----|-----|----|---------|---|
| 1 | 150 | 180 | 60 | 90sec; | 1.Preheating:150~180 , Time:60~90sec. |
| 2 | 245 | 5 | 5 | 0.5sec; | 2.Peak Temp.:245 5 , Duration:5 0.5sec. |
| 3 | | 2 | 10 | /sec. | 3. Cooling Speed: 2~10 /sec. |

/ Resistance to Soldering Heat Test Conditions

260 5 10 1 sec. Temp.:260 5 Time:10 1 sec

/ Packaging SPEC.

/ REEL

Package Type	Units					Dimension (unit mm ³)		
	Units/Reel /	Reels/Inner Box /	Units/Inner Box /	Inner Boxes/Outer Box /	Units/Outer Box /	Reel	Inner Box	Outer Box
SMA	5000	2	10000	7	70000	13 x12	336X336X40	380X335X366

/ Notices