

/ Descriptions

50V ~ 1000V 2.0A SMA

Surface Mount General Purpose Silicon Rectifiers, Reverse Voltage 50 to 1000V, Forward Current: 2.0A, SMA package.

/ Features

RoHS 2011/65/EU

Glass Passivated Chip Junction, Lead free in comply with EU RoHS 2011/65/EU directives, For surface mounted applications. HF product.

/ Applications

General purpose.

/ Equivalent Circuit

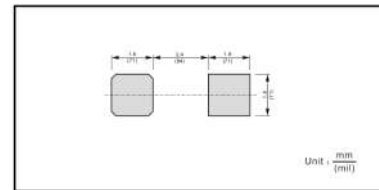


/ Pinning



PIN	DESCRIPTION
1	Cathode
2	Anode

The recommended mounting pad size



/ Marking

See Marking Instructions.

Parameter	Symbol	Rating							Unit
		S2A	S2B	S2D	S2G	S2J	S2K	S2M	
Maximum Repetitive Peak Reverse Voltage	V_{RRM}	50	100	200	400	600	800	1000	V
Maximum RMS voltage	V_{RMS}	35	70	140	280	420	560	700	V
Maximum DC Blocking Voltage	V_{DC}	50	100	200	400	600	800	1000	V
Maximum Average Forward Rectified Current	$I_{F(AV)}$	2.0							A
Peak Forward Surge Current 8.3 ms Single Half Sine Wave Superimposed on Rated Load (JEDEC Method)	I_{FSM}	50							A
Typical Junction Capacitance at $V_R=4V$ $f=1MHz$	C_j	25							pF
Typical Thermal Resistance ¹⁾	R_{JA}	65							°C/W
Operating and Storage Temperature Range	T_j, T_{stg}	-55~+150							°C

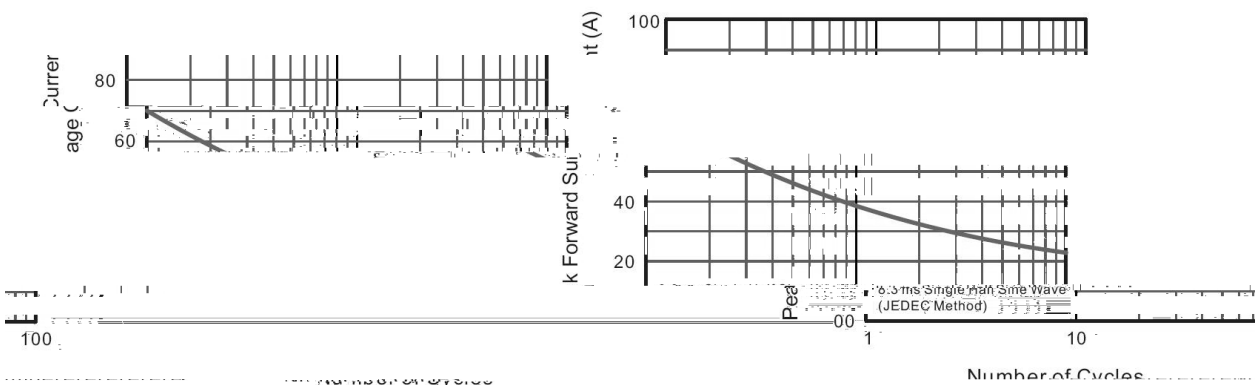
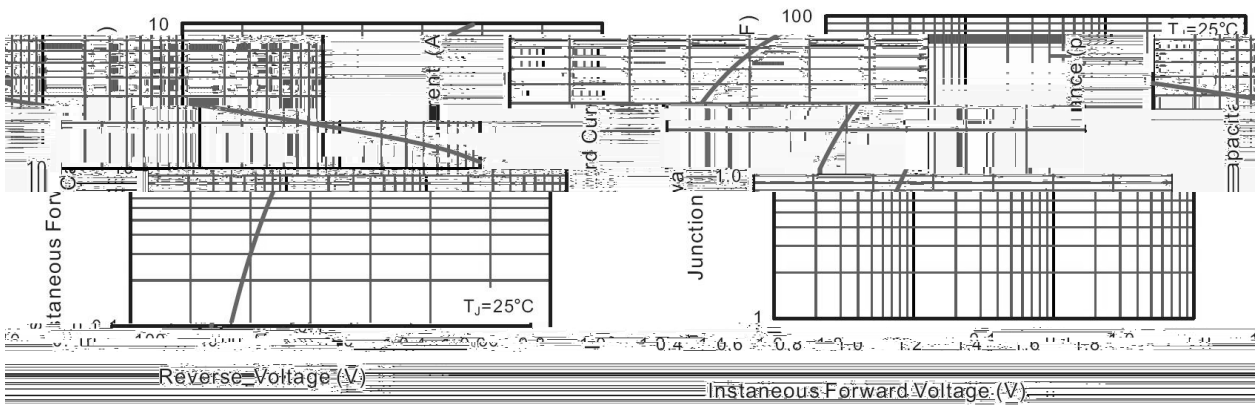
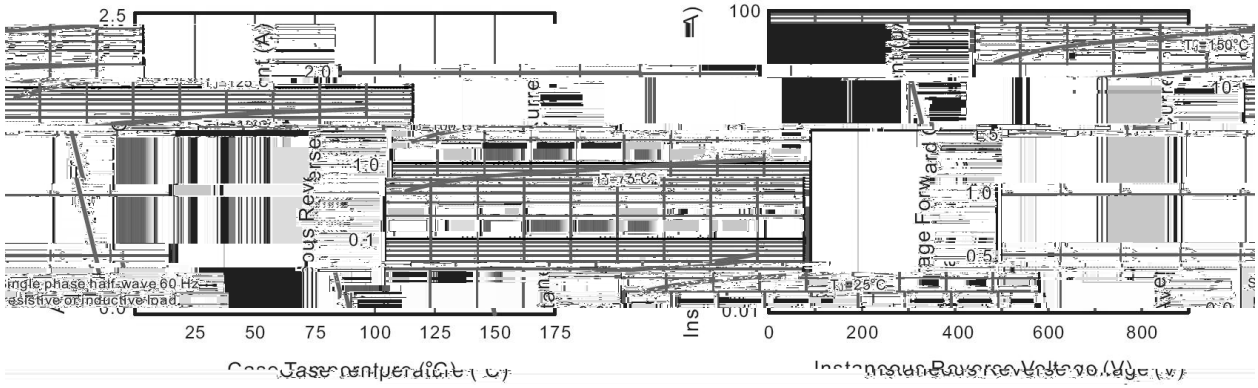
Note:

1) P.C.B. mounted withv

i ð

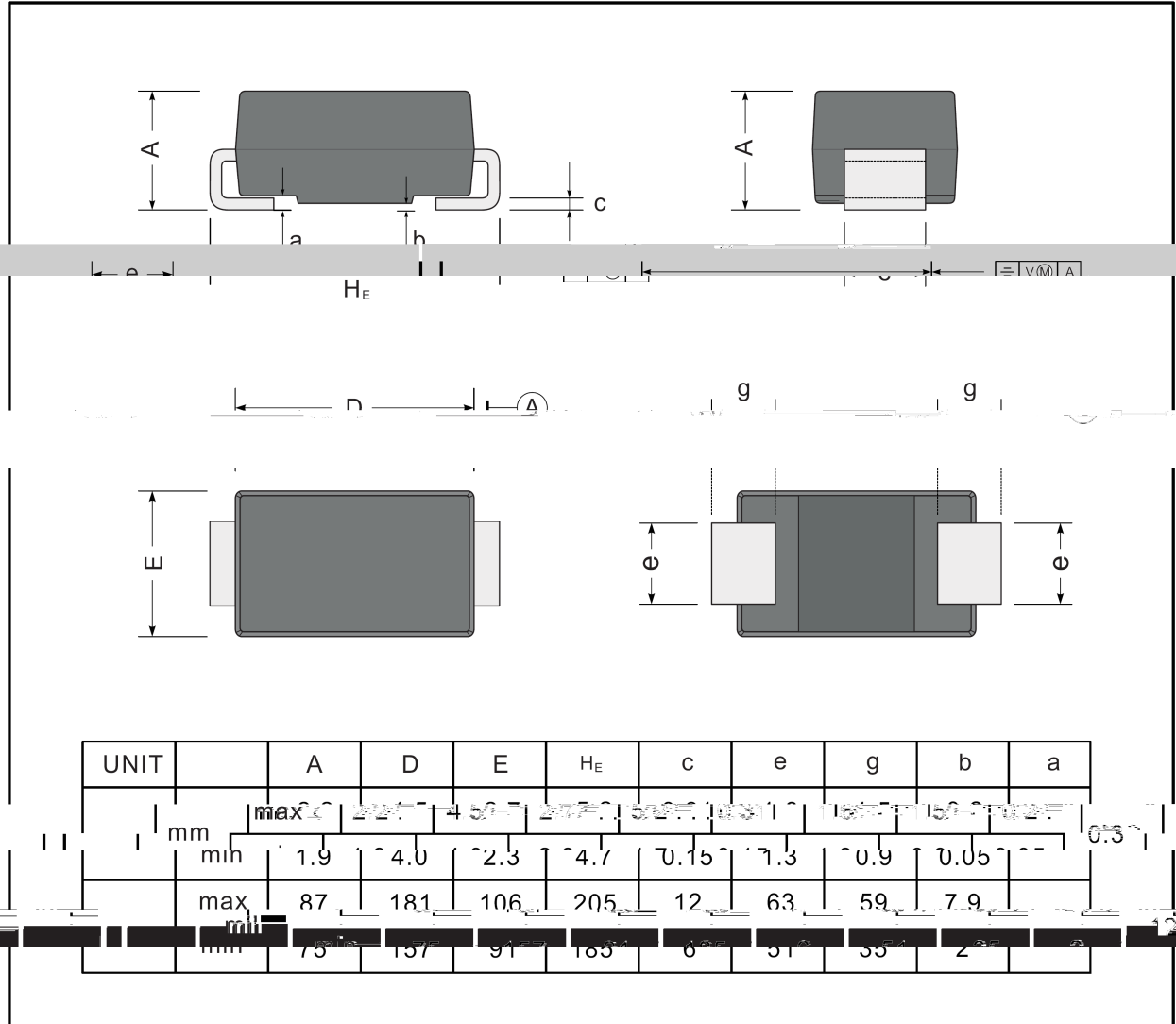
A

/ Electrical Characteristic Curve



/ Package Dimensions

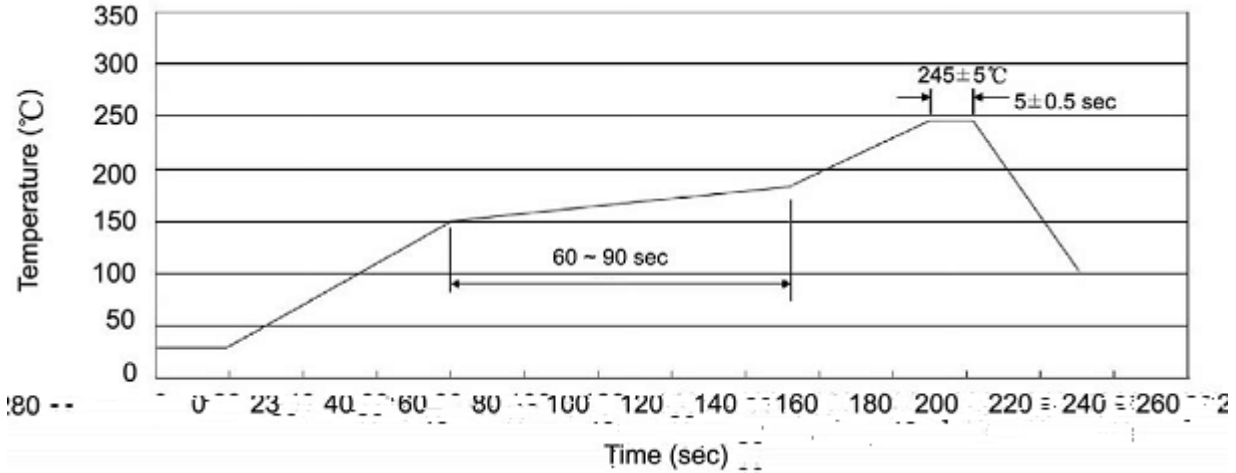
SMA



/ Marking Instructions

Type number	Marking code
S2A	S2A
S2B	S2B
S2D	S2D
S2G	S2G
S2J	S2J
S2K	S2K
S2M	S2M

() / Temperature Profile for IR Reflow Soldering(Pb-Free)



Note:

- | | | | | | |
|---|-------|-----|-------|----------|---|
| 1 | 25 | 150 | 60 | 90sec; | 1.Preheating:25~150 , Time:60~90sec. |
| 2 | 245±5 | | 5±0.5 | sec; | 2.Peak Temp.:245±5 , Duration:5±0.5sec. |
| 3 | | | 2 | 10 /sec. | 3. Cooling Speed: 2~10 /sec. |

/ Resistance to Soldering Heat Test Conditions

260±5 10±1 sec. Temp.:260±5 Time:10±1 sec

/ Packaging SPEC.

/ REEL

Package Type 封装形式	Units 包装数量					Dimension 包装尺寸 (unit: mm ³)		
	Units/Reel 只/卷盘	Reels/Inner Box 卷盘/盒	Units/Inner Box 只/盒	Inner Boxes/Outer Box 盒/箱	Units/Outer Box 只/箱	Reel	Inner Box 盒	Outer Box 箱
SMA	5000	2	10000	7	70000	13" x12	336X336X40	380X335X366

/ Notices