

/ Descriptions

20~ 200V 1.0A
:


/ Features

/ Applications

/ Equivalent Circuit

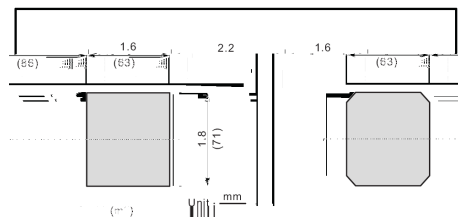


/ Pinning



PIN	DESCRIPTION
1	Cathode
2	Anode

The recommended mounting pad size



/ Marking

/ Absolute Maximum Ratings(Ta=25)


	()										
										°C	
										°C	
										°C	

)
)

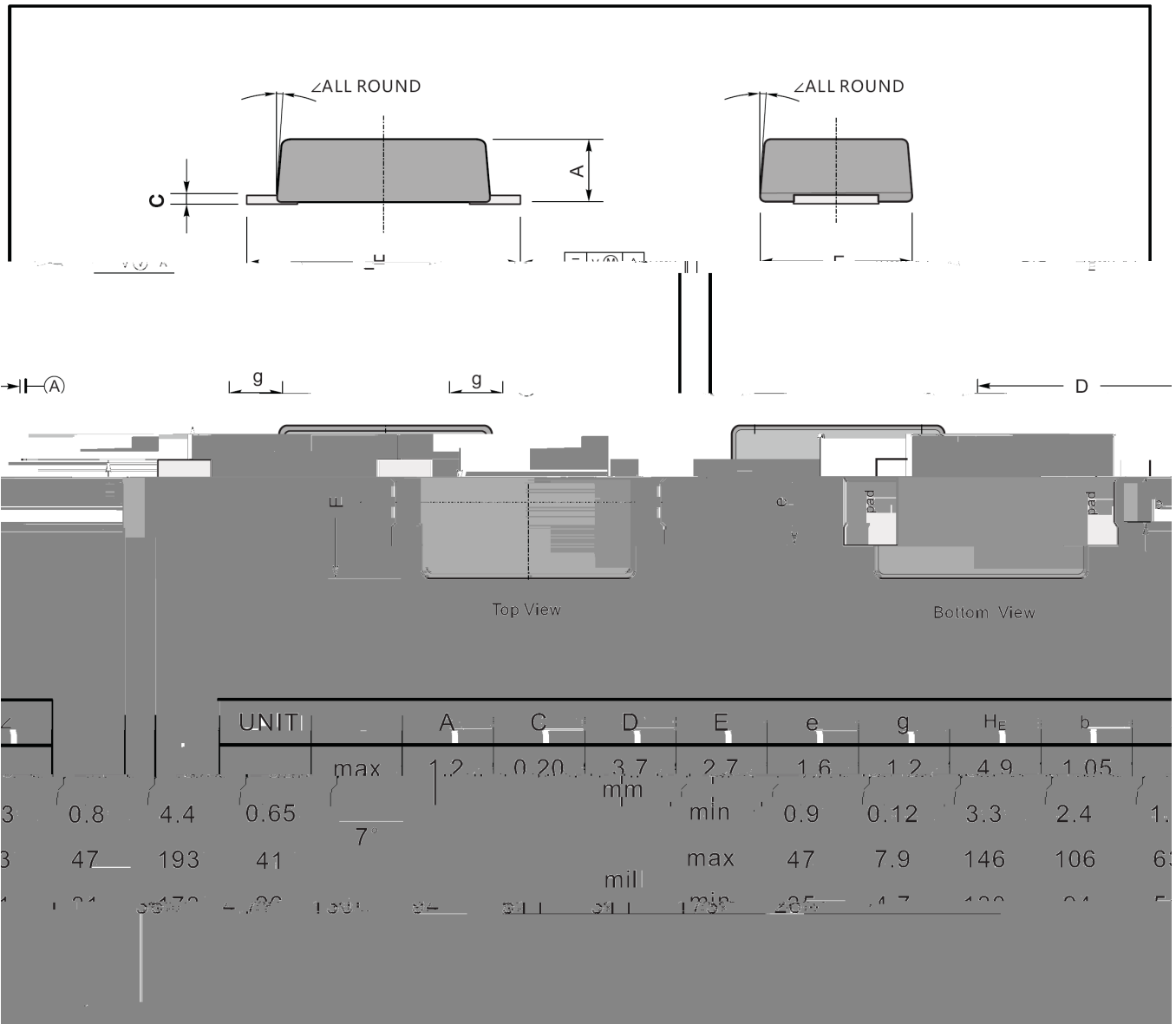
/ Electrical Characteristics(Ta=25)

			数值								
		°C									
		°C									

/ Electrical Characteristic Curve




/ Package Dimensions




Marking

Type number	Marking code
SS12F	SS12
SS14F	SS14
SS16F	SS16
SS18F	SS18
SS110F	SS110
SS112F	SS112
SS115F	SS115
SS120F	SS120

/ Marking Instructions



() /



± ± ± ±

/ Resistance to Soldering Heat Test Conditions

± ± ± ±

/ Packaging SPEC.

封装形式	包装数量					包装尺寸 :		
	Units/Reel 只/卷盘	Reels/Inner Box 卷盘/盒	Units/Inner Box 只/盒	Inner Boxes/Outer Box 盒/箱	Units/Outer Box 只/箱	Reel	Inner Box 盒	Outer Box 箱
						"		

/ Notices