


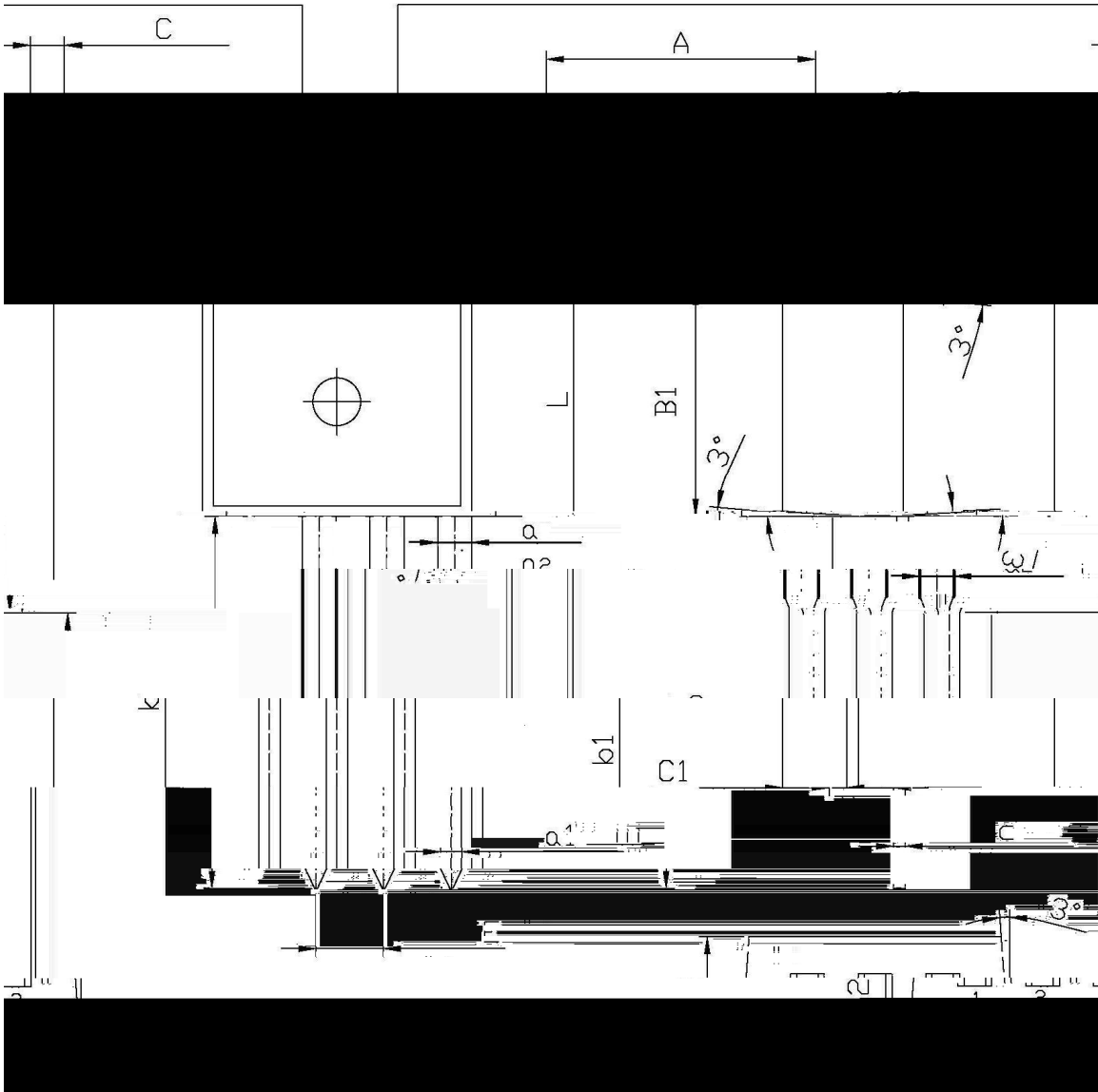
/ h_{FE} Classifications & Marking

/ Electrical Characteristic Curve



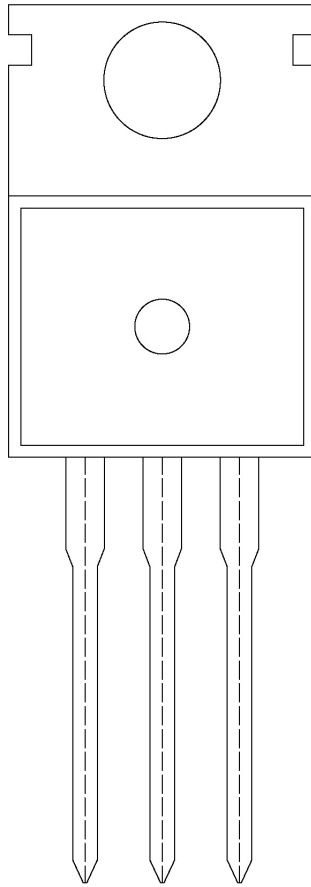
/ Package Dimensions

单位: mm TO-220 单



Symbol	Dimensions in Millimeters		Symbol	Dimensions in Millimeters	
	Min	Max		Min	Max
A	9.8	16.2	C	1.2	1.4
R	3.56	3.64	B	6.3	6.7
	15.7	16.1	B1	9.0	9.4
a	1.22	1.32	c	0.4	0.6
k	2.24	2.37		0.2	0.4
	0.2	1.25		1.45	

/ Marking Instructions



() / Temperature Profile for Dip Soldering(Pb-Free)



/ Resistance to Soldering Heat Test Conditions

/ Packaging SPEC.

/ Notices